

Vermont

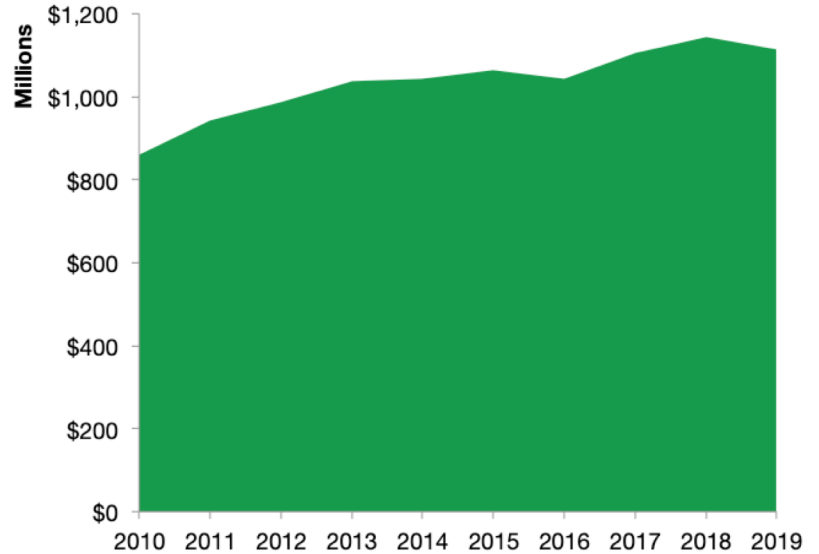
U.S. Services Supply the World

Vermont has seen a rise in overall services exports since 2010, boosting state economic growth and jobs, and contributing to the overall U.S. services trade surplus of \$289 billion in 2019.

The U.S. services industries are the most competitive and innovative in the world. They provide new economic opportunities and contribute to the successful production of manufacturing and agriculture in the United States and abroad.

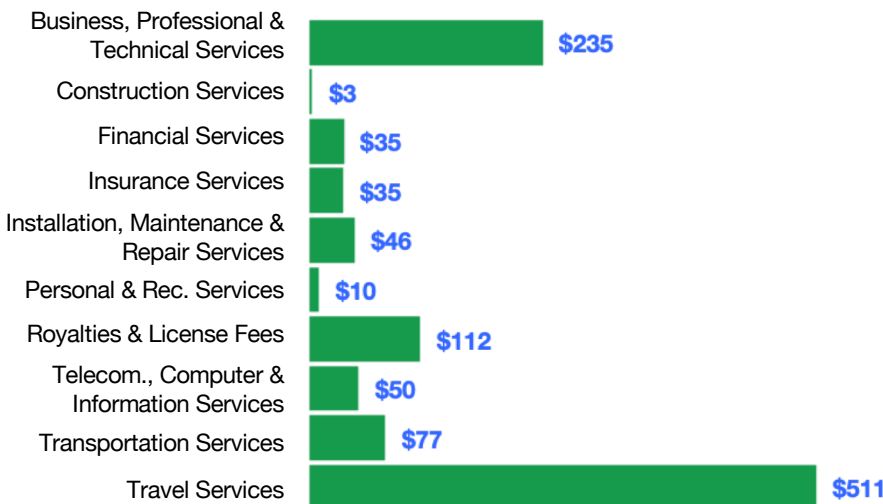
2010	2019
\$859 million	\$1.1 billion

Vermont Services Exports



Vermont Services Exports Support 8,500 Jobs

Vermont Services Exports by Sector, 2019 (\$ millions)



Vermont Services Exports to Select Countries, 2019

- To China:** \$86 million in services exports supporting 720 jobs
- To Canada:** \$151 million in services exports supporting 1,020 jobs
- To Mexico:** \$59 million in services exports supporting 520 jobs
- To Korea:** \$32 million in services exports supporting 260 jobs
- To Japan:** \$60 million in services exports supporting 430 jobs
- To EU:** \$233 million in services exports supporting 1,690 jobs
- To UK:** \$92 million in services exports supporting 700 jobs

* Sources: National data from the U.S. Bureau of Economic Analysis, state export and jobs data from The Trade Partnership.
Copyright 2021. The Coalition of Services Industries. All rights reserved.

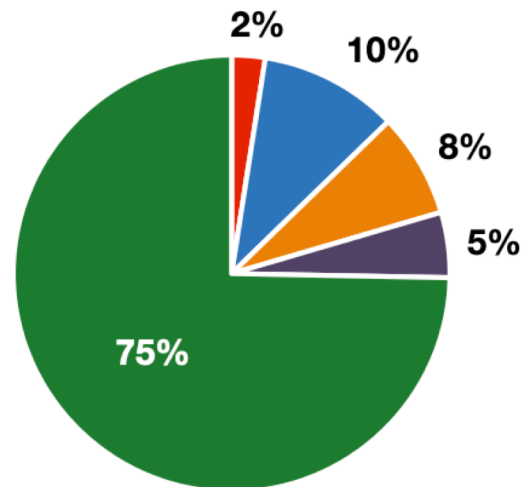
For more information on all fifty states, please visit servicescoalition.org/exports or contact admin@uscsi.org

Vermont

Services Fuel U.S. Jobs and Growth

Services fuel America's economic growth and jobs, generating more than 77 percent of employment in the United States and 68 percent of GDP. Services are a major component of the manufacturing and agricultural sectors, and they boost the competitiveness of those sectors.

In Vermont, services accounted for 75 percent of all jobs in 2019. The top services sector for employment was educational, health care, and social assistance services, which alone employed 96,500 Vermont workers.



■ Services
 ■ Agriculture
 ■ Manufacturing
 ■ Construction
 ■ Public Administration

Vermont Industries Employ **331,200** Workers

Vermont Jobs by Sector and Services Subsector, 2019

Agriculture, Forestry, & Mining	8,210
Construction	25,600
Manufacturing	34,000
Public Administration	16,000
Total Services	247,400
<i>Wholesale Trade</i>	5,980
<i>Retail Trade</i>	38,100
<i>Transportation, Warehousing, & Utilities</i>	9,620
<i>Information</i>	5,830
<i>Finance, Insurance, & Real Estate</i>	14,900
<i>Professional, Scientific, & Management</i>	29,900
<i>Education, Health Care, & Social Assistance</i>	96,500
<i>Arts, Entertainment, Accommodation, & Food</i>	32,800
<i>Other Services</i>	13,800