

Virginia

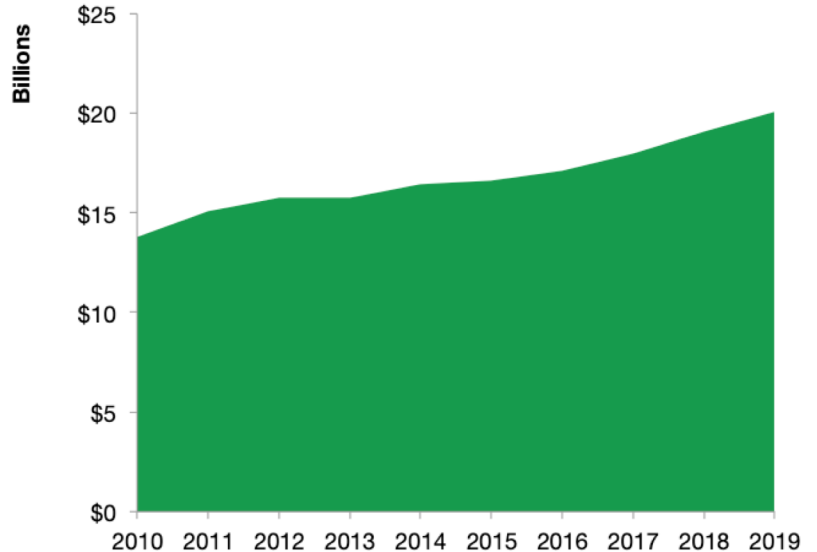
U.S. Services Supply the World

Virginia has seen a rise in overall services exports since 2010, boosting state economic growth and jobs, and contributing to the overall U.S. services trade surplus of \$289 billion in 2019.

The U.S. services industries are the most competitive and innovative in the world. They provide new economic opportunities and contribute to the successful production of manufacturing and agriculture in the United States and abroad.

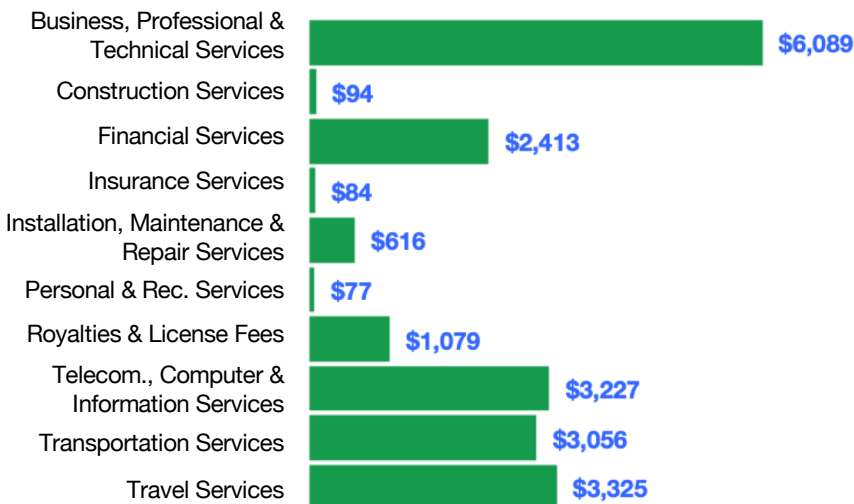
2010	2019
\$13.8 billion	\$20.1 billion

Virginia Services Exports



Virginia Services Exports Support 133,300 Jobs

Virginia Services Exports by Sector, 2019 (\$ millions)



Virginia Services Exports to Select Countries, 2019

- To China:** \$1.1 billion in services exports supporting 8,580 jobs
- To Canada:** \$1.6 billion in services exports supporting 10,300 jobs
- To Mexico:** \$751 million in services exports supporting 5,430 jobs
- To Korea:** \$508 million in services exports supporting 3,590 jobs
- To Japan:** \$1.2 billion in services exports supporting 7,160 jobs
- To EU:** \$5.2 billion in services exports supporting 34,200 jobs
- To UK:** \$1.9 billion in services exports supporting 12,400 jobs

* Sources: National data from the U.S. Bureau of Economic Analysis, state export and jobs data from The Trade Partnership.
Copyright 2021. The Coalition of Services Industries. All rights reserved.

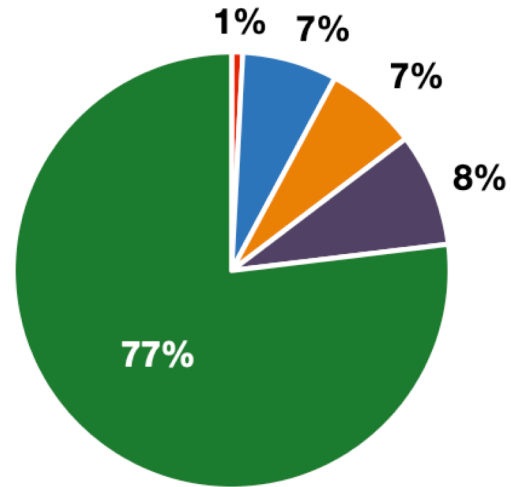
For more information on all fifty states, please visit servicescoalition.org/exports or contact admin@uscisi.org

Virginia

Services Fuel U.S. Jobs and Growth

Services fuel America's economic growth and jobs, generating more than 77 percent of employment in the United States and 68 percent of GDP. Services are a major component of the manufacturing and agricultural sectors, and they boost the competitiveness of those sectors.

In Virginia, services accounted for 77 percent of all jobs in 2019. The top services sector for employment was educational, health care, and social assistance services, which alone employed 949,500 Virginia workers.



Virginia Industries Employ **4.2 Million** Workers

Virginia Jobs by Sector and Services Subsector, 2019

Agriculture, Forestry, & Mining	34,700
Construction	289,200
Manufacturing	297,000
Public Administration	354,900
Total Services	3,253,500
<i>Wholesale Trade</i>	69,300
<i>Retail Trade</i>	431,200
<i>Transportation, Warehousing, & Utilities</i>	198,500
<i>Information</i>	72,100
<i>Finance, Insurance, & Real Estate</i>	265,500
<i>Professional, Scientific, & Management</i>	660,700
<i>Education, Health Care, & Social Assistance</i>	949,500
<i>Arts, Entertainment, Accommodation, & Food</i>	383,200
<i>Other Services</i>	223,500