

South Carolina

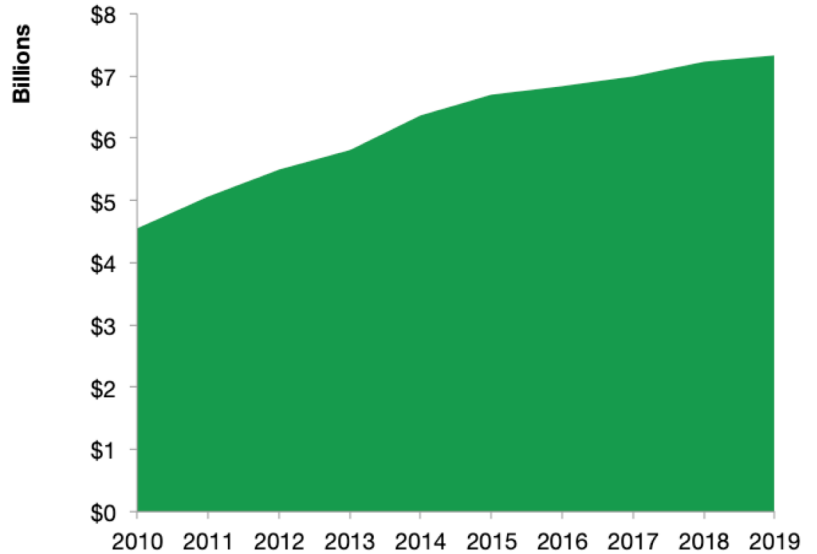
South Carolina Services Exports

U.S. Services Supply the World

South Carolina has seen a rise in overall services exports since 2010, boosting state economic growth and jobs, and contributing to the overall U.S. services trade surplus of \$289 billion in 2019.

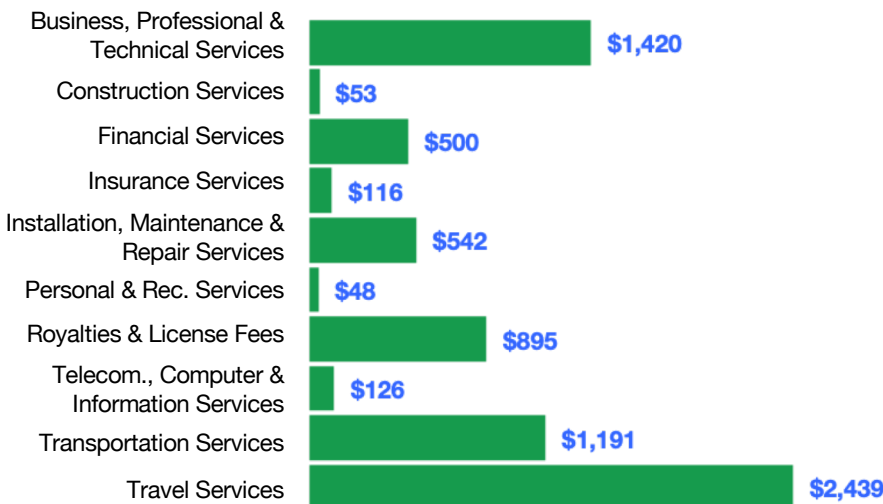
The U.S. services industries are the most competitive and innovative in the world. They provide new economic opportunities and contribute to the successful production of manufacturing and agriculture in the United States and abroad.

2010	2019
\$4.5 billion	\$7.3 billion



South Carolina Services Exports Support **52,300** Jobs

South Carolina Services Exports by Sector, 2019 (\$ millions)



South Carolina Services Exports to Select Countries, 2019

- To China:** \$500 million in services exports supporting **3,870 jobs**
- To Canada:** \$499 million in services exports supporting **3,800 jobs**
- To Mexico:** \$330 million in services exports supporting **2,780 jobs**
- To Korea:** \$205 million in services exports supporting **1,520 jobs**
- To Japan:** \$451 million in services exports supporting **2,940 jobs**
- To EU:** \$1.9 billion in services exports supporting **12,800 jobs**
- To UK:** \$544 million in services exports supporting **3,980 jobs**

* Sources: National data from the U.S. Bureau of Economic Analysis, state export and jobs data from The Trade Partnership.
Copyright 2021. The Coalition of Services Industries. All rights reserved.

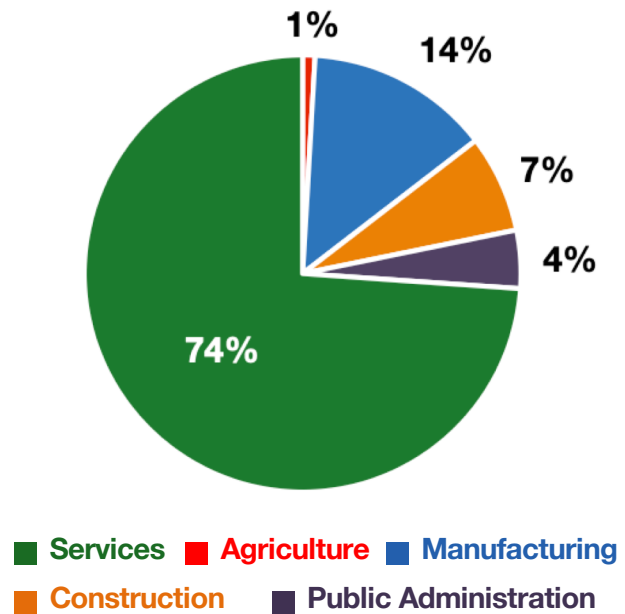
For more information on all fifty states, please visit servicescoalition.org/exports or contact admin@uscisi.org

South Carolina

Services Fuel U.S. Jobs and Growth

Services fuel America's economic growth and jobs, generating more than 77 percent of employment in the United States and 68 percent of GDP. Services are a major component of the manufacturing and agricultural sectors, and they boost the competitiveness of those sectors.

In South Carolina, services accounted for 74 percent of all jobs in 2019. The top services sector for employment was educational, health care, and social assistance services, which alone employed 517,000 South Carolina workers.



South Carolina Industries Employ **2.4 Million** Workers

South Carolina Jobs by Sector and Services Subsector, 2019

Agriculture, Forestry, & Mining	21,700
Construction	170,600
Manufacturing	322,100
Public Administration	101,500
Total Services	1,743,800
<i>Wholesale Trade</i>	53,600
<i>Retail Trade</i>	270,400
<i>Transportation, Warehousing, & Utilities</i>	126,000
<i>Information</i>	30,500
<i>Finance, Insurance, & Real Estate</i>	133,100
<i>Professional, Scientific, & Management</i>	241,300
<i>Education, Health Care, & Social Assistance</i>	517,000
<i>Arts, Entertainment, Accommodation, & Food</i>	254,900
<i>Other Services</i>	117,000