

# Pennsylvania

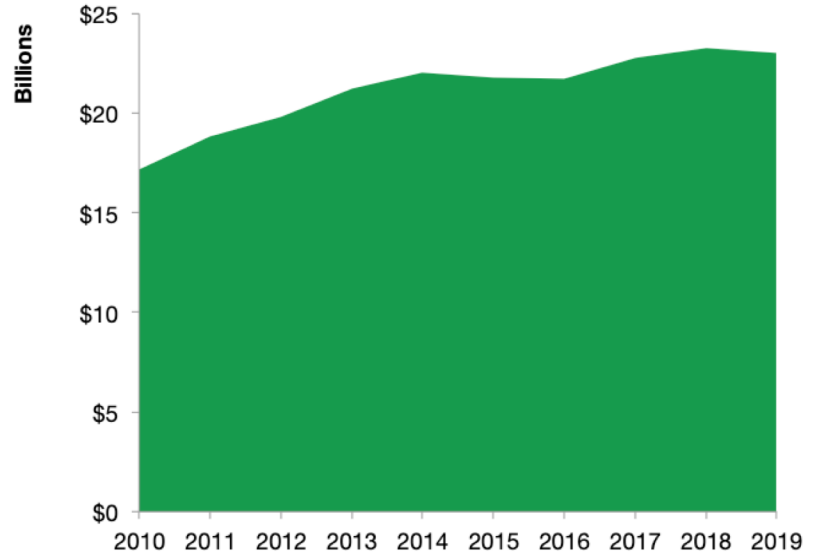
### U.S. Services Supply the World

Pennsylvania has seen a rise in overall services exports since 2010, boosting state economic growth and jobs, and contributing to the overall U.S. services trade surplus of \$289 billion in 2019.

The U.S. services industries are the most competitive and innovative in the world. They provide new economic opportunities and contribute to the successful production of manufacturing and agriculture in the United States and abroad.

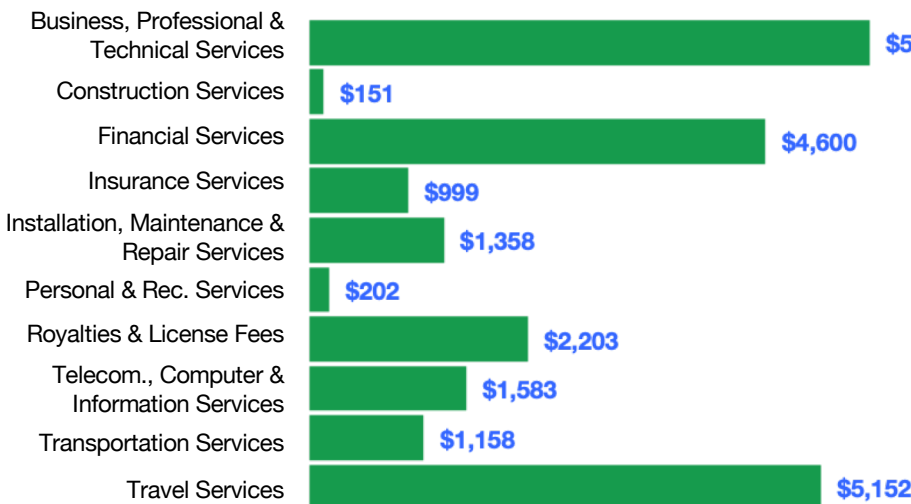
2010	2019
<b>\$17.2 billion</b>	<b>\$23.1 billion</b>

### Pennsylvania Services Exports



## Pennsylvania Services Exports Support 145,700 Jobs

### Pennsylvania Services Exports by Sector, 2019 (\$ millions)



### Pennsylvania Services Exports to Select Countries, 2019

- To China:** \$1.6 billion in services exports supporting 14,700 jobs
- To Canada:** \$1.6 billion in services exports supporting 10,300 jobs
- To Mexico:** \$736 million in services exports supporting 5,370 jobs
- To Korea:** \$566 million in services exports supporting 4,280 jobs
- To Japan:** \$1.3 billion in services exports supporting 7,150 jobs
- To EU:** \$4.8 billion in services exports supporting 27,600 jobs
- To UK:** \$2.0 billion in services exports supporting 11,900 jobs

\* Sources: National data from the U.S. Bureau of Economic Analysis, state export and jobs data from The Trade Partnership. Copyright 2021. The Coalition of Services Industries. All rights reserved.

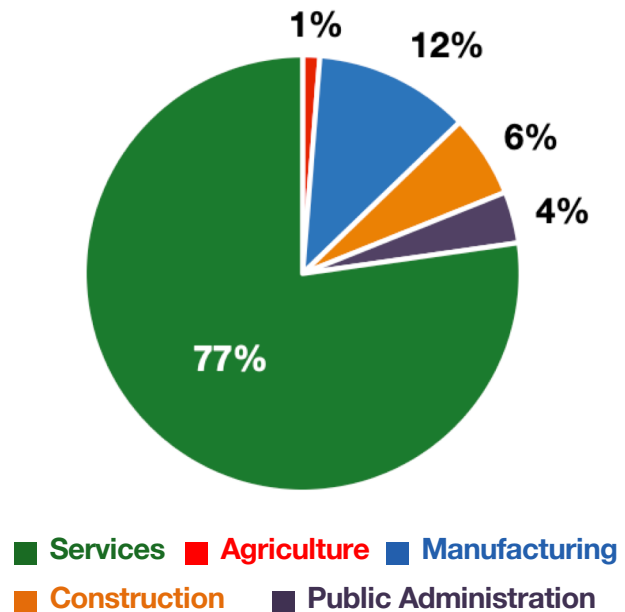
For more information on all fifty states, please visit [servicescoalition.org/exports](https://servicescoalition.org/exports) or contact [admin@uscisi.org](mailto:admin@uscisi.org)

## Pennsylvania

### Services Fuel U.S. Jobs and Growth

Services fuel America's economic growth and jobs, generating more than 77 percent of employment in the United States and 68 percent of GDP. Services are a major component of the manufacturing and agricultural sectors, and they boost the competitiveness of those sectors.

In Pennsylvania, services accounted for 77 percent of all jobs in 2019. The top services sector for employment was educational, health care, and social assistance services, which alone employed 1,658,100 Pennsylvania workers.



Pennsylvania Industries Employ **6.3 Million** Workers

### Pennsylvania Jobs by Sector and Services Subsector, 2019

Agriculture, Forestry, & Mining	79,800
Construction	385,000
Manufacturing	724,800
Public Administration	239,900
<b>Total Services</b>	<b>4,855,500</b>
<i>Wholesale Trade</i>	161,400
<i>Retail Trade</i>	678,000
<i>Transportation, Warehousing, &amp; Utilities</i>	372,800
<i>Information</i>	99,300
<i>Finance, Insurance, &amp; Real Estate</i>	404,000
<i>Professional, Scientific, &amp; Management</i>	668,300
<i>Education, Health Care, &amp; Social Assistance</i>	1,658,100
<i>Arts, Entertainment, Accommodation, &amp; Food</i>	516,600
<i>Other Services</i>	297,000