

Oregon

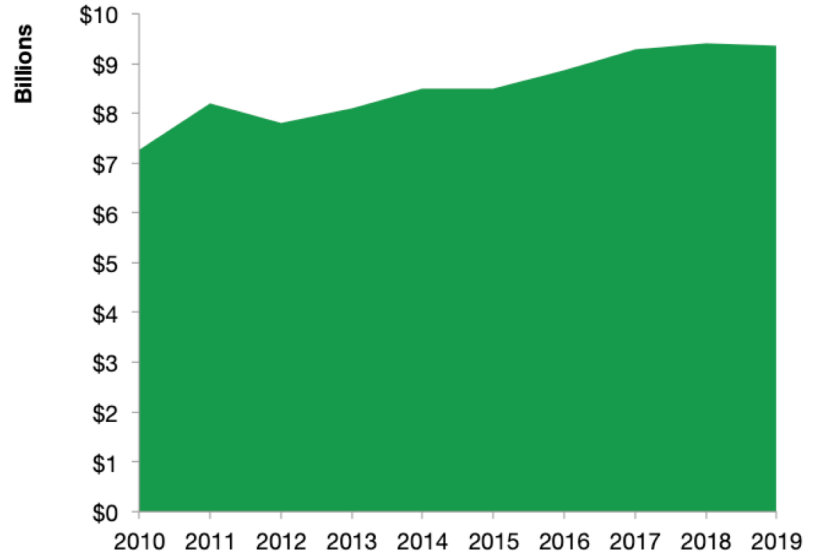
U.S. Services Supply the World

Oregon has seen a rise in overall services exports since 2010, boosting state economic growth and jobs, and contributing to the overall U.S. services trade surplus of \$289 billion in 2019.

The U.S. services industries are the most competitive and innovative in the world. They provide new economic opportunities and contribute to the successful production of manufacturing and agriculture in the United States and abroad.

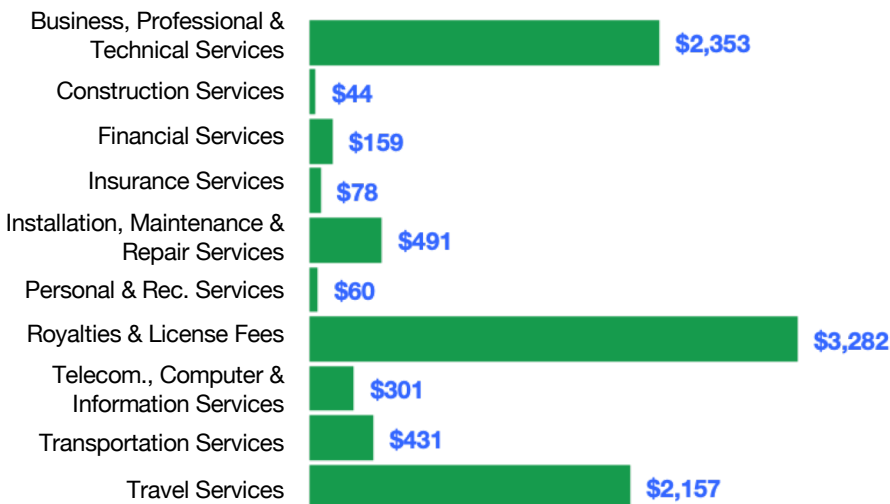
2010	2019
\$7.3 billion	\$9.4 billion

Oregon Services Exports



Oregon Services Exports Support 52,900 Jobs

Oregon Services Exports by Sector, 2019 (\$ millions)



Oregon Services Exports to Select Countries, 2019

- To China:** \$628 million in services exports supporting 4,320 jobs
- To Canada:** \$592 million in services exports supporting 3,760 jobs
- To Mexico:** \$343 million in services exports supporting 2,530 jobs
- To Korea:** \$304 million in services exports supporting 1,800 jobs
- To Japan:** \$662 million in services exports supporting 3,540 jobs
- To EU:** \$2.5 billion in services exports supporting 12,400 jobs
- To UK:** \$543 million in services exports supporting 3,370 jobs

* Sources: National data from the U.S. Bureau of Economic Analysis, state export and jobs data from The Trade Partnership.
Copyright 2021. The Coalition of Services Industries. All rights reserved.

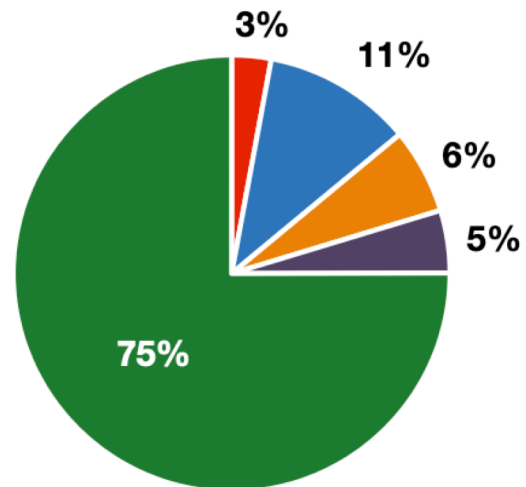
For more information on all fifty states, please visit servicescoalition.org/exports or contact admin@uscisi.org

Oregon

Services Fuel U.S. Jobs and Growth

Services fuel America's economic growth and jobs, generating more than 77 percent of employment in the United States and 68 percent of GDP. Services are a major component of the manufacturing and agricultural sectors, and they boost the competitiveness of those sectors.

In Oregon, services accounted for 75 percent of all jobs in 2019. The top services sector for employment was educational, health care, and social assistance services, which alone employed 482,100 Oregon workers.



Oregon Industries Employ **2.0 Million** Workers

Oregon Jobs by Sector and Services Subsector, 2019

Agriculture, Forestry, & Mining	59,800
Construction	129,500
Manufacturing	226,500
Public Administration	94,700
Total Services	1,534,900
<i>Wholesale Trade</i>	53,300
<i>Retail Trade</i>	238,700
<i>Transportation, Warehousing, & Utilities</i>	94,200
<i>Information</i>	33,100
<i>Finance, Insurance, & Real Estate</i>	113,100
<i>Professional, Scientific, & Management</i>	224,100
<i>Education, Health Care, & Social Assistance</i>	482,100
<i>Arts, Entertainment, Accommodation, & Food</i>	207,100
<i>Other Services</i>	89,200