

New Hampshire

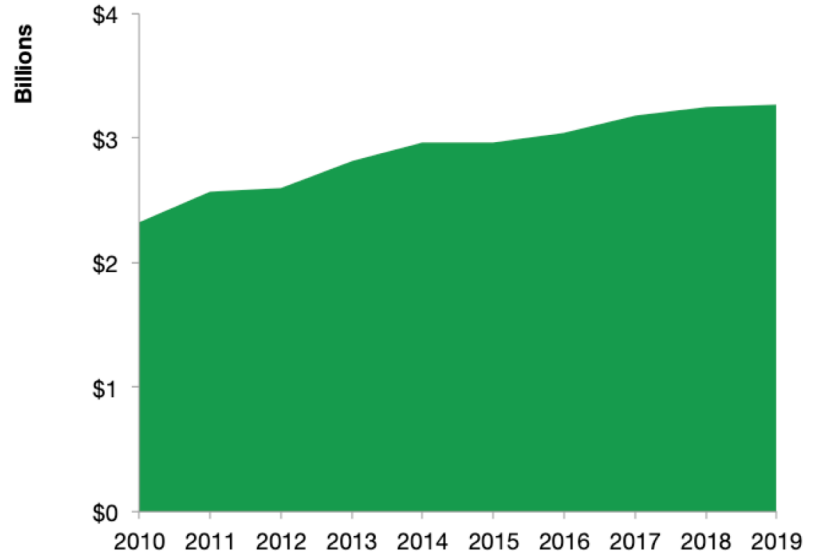
U.S. Services Supply the World

New Hampshire has seen a rise in overall services exports since 2010, boosting state economic growth and jobs, and contributing to the overall U.S. services trade surplus of \$289 billion in 2019.

The U.S. services industries are the most competitive and innovative in the world. They provide new economic opportunities and contribute to the successful production of manufacturing and agriculture in the United States and abroad.

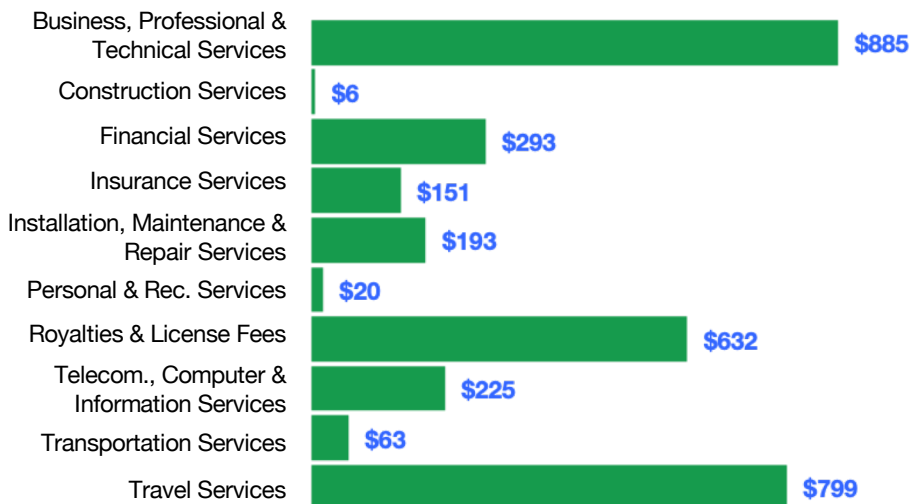
2010	2019
\$2.3 billion	\$3.3 billion

New Hampshire Services Exports



New Hampshire Services Exports Support 21,000 Jobs

New Hampshire Services Exports by Sector, 2019 (\$ millions)



New Hampshire Services Exports to Select Countries, 2019

- To China:** \$188 million in services exports supporting 1,540 jobs
- To Canada:** \$248 million in services exports supporting 1,660 jobs
- To Mexico:** \$124 million in services exports supporting 980 jobs
- To Korea:** \$85 million in services exports supporting 600 jobs
- To Japan:** \$193 million in services exports supporting 1,140 jobs
- To EU:** \$817 million in services exports supporting 4,810 jobs
- To UK:** \$276 million in services exports supporting 1,800 jobs

* Sources: National data from the U.S. Bureau of Economic Analysis, state export and jobs data from The Trade Partnership.
Copyright 2021. The Coalition of Services Industries. All rights reserved.

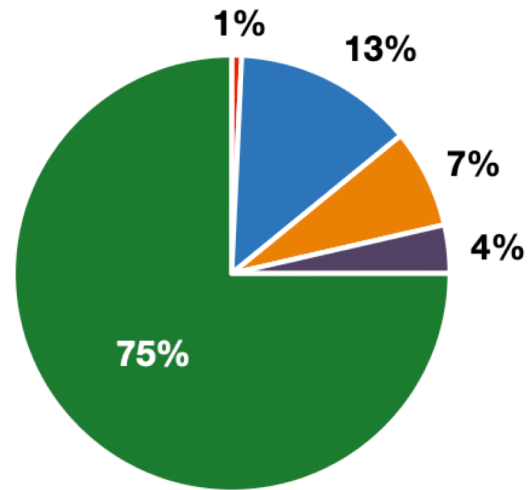
For more information on all fifty states, please visit servicescoalition.org/exports or contact admin@uscisi.org

New Hampshire

Services Fuel U.S. Jobs and Growth

Services fuel America's economic growth and jobs, generating more than 77 percent of employment in the United States and 68 percent of GDP. Services are a major component of the manufacturing and agricultural sectors, and they boost the competitiveness of those sectors.

In New Hampshire, services accounted for 75 percent of all jobs in 2019. The top services sector for employment was educational, health care, and social assistance services, which alone employed 178,600 New Hampshire workers.



New Hampshire Industries Employ **735,500** Workers

New Hampshire Jobs by Sector and Services Subsector, 2019

Agriculture, Forestry, & Mining	5,470
Construction	53,700
Manufacturing	98,300
Public Administration	26,300
Total Services	551,700
<i>Wholesale Trade</i>	18,100
<i>Retail Trade</i>	89,400
<i>Transportation, Warehousing, & Utilities</i>	30,900
<i>Information</i>	15,600
<i>Finance, Insurance, & Real Estate</i>	43,000
<i>Professional, Scientific, & Management</i>	82,500
<i>Education, Health Care, & Social Assistance</i>	178,600
<i>Arts, Entertainment, Accommodation, & Food</i>	64,500
<i>Other Services</i>	29,100