

Minnesota

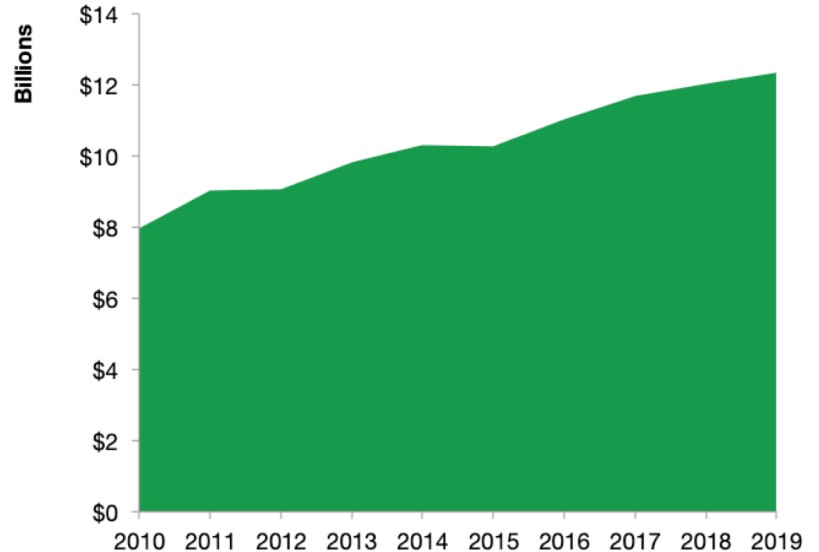
Minnesota Services Exports

U.S. Services Supply the World

Minnesota has seen a rise in overall services exports since 2010, boosting state economic growth and jobs, and contributing to the overall U.S. services trade surplus of \$289 billion in 2019.

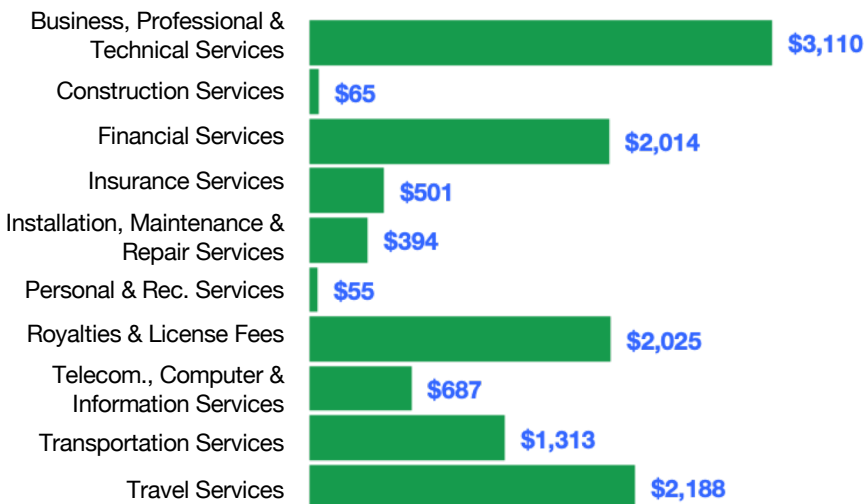
The U.S. services industries are the most competitive and innovative in the world. They provide new economic opportunities and contribute to the successful production of manufacturing and agriculture in the United States and abroad.

2010	2019
\$8.0 billion	\$12.4 billion



Minnesota Services Exports Support 74,200 Jobs

Minnesota Services Exports by Sector, 2019 (\$ millions)



Minnesota Services Exports to Select Countries, 2019

- To China:** \$725 million in services exports supporting 4,940 jobs
- To Canada:** \$1.1 billion in services exports supporting 6,820 jobs
- To Mexico:** \$472 million in services exports supporting 3,250 jobs
- To Korea:** \$318 million in services exports supporting 1,990 jobs
- To Japan:** \$742 million in services exports supporting 4,150 jobs
- To EU:** \$2.9 billion in services exports supporting 17,000 jobs
- To UK:** \$1.2 billion in services exports supporting 7,090 jobs

* Sources: National data from the U.S. Bureau of Economic Analysis, state export and jobs data from The Trade Partnership.
Copyright 2021. The Coalition of Services Industries. All rights reserved.

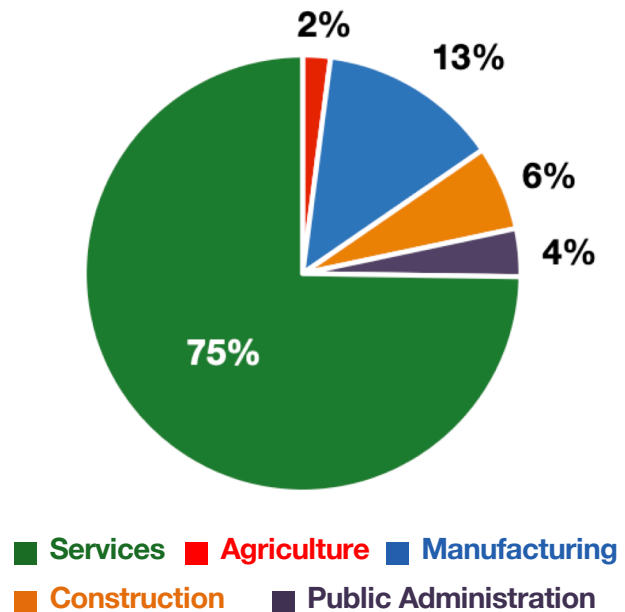
For more information on all fifty states, please visit servicescoalition.org/exports or contact admin@uscsi.org

Minnesota

Services Fuel U.S. Jobs and Growth

Services fuel America's economic growth and jobs, generating more than 77 percent of employment in the United States and 68 percent of GDP. Services are a major component of the manufacturing and agricultural sectors, and they boost the competitiveness of those sectors.

In Minnesota, services accounted for 75 percent of all jobs in 2019. The top services sector for employment was educational, health care, and social assistance services, which alone employed 766,900 Minnesota workers.



Minnesota Industries Employ **3.0 Million** Workers

Minnesota Jobs by Sector and Services Subsector, 2019

Agriculture, Forestry, & Mining	62,000
Construction	188,500
Manufacturing	402,200
Public Administration	106,900
Total Services	2,250,800
<i>Wholesale Trade</i>	83,800
<i>Retail Trade</i>	322,000
<i>Transportation, Warehousing, & Utilities</i>	142,800
<i>Information</i>	46,200
<i>Finance, Insurance, & Real Estate</i>	213,800
<i>Professional, Scientific, & Management</i>	302,900
<i>Education, Health Care, & Social Assistance</i>	766,900
<i>Arts, Entertainment, Accommodation, & Food</i>	240,400
<i>Other Services</i>	131,900