

Massachusetts

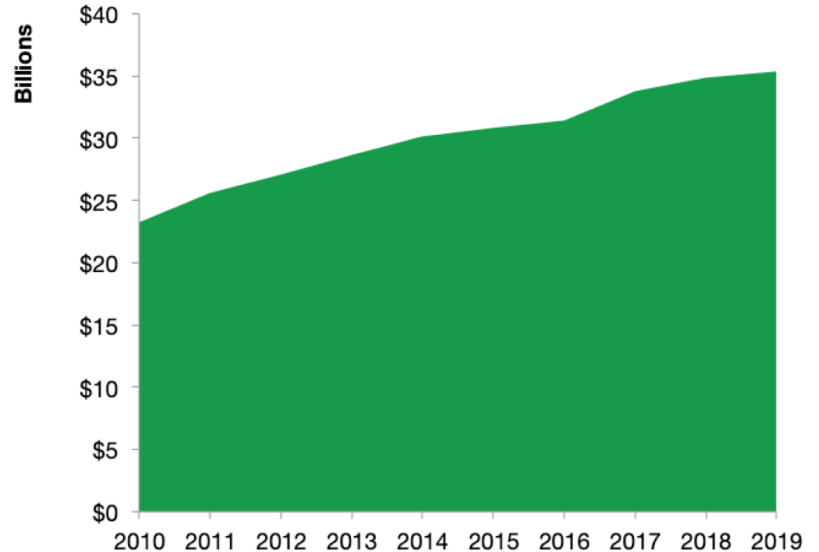
U.S. Services Supply the World

Massachusetts has seen a rise in overall services exports since 2010, boosting state economic growth and jobs, and contributing to the overall U.S. services trade surplus of \$289 billion in 2019.

The U.S. services industries are the most competitive and innovative in the world. They provide new economic opportunities and contribute to the successful production of manufacturing and agriculture in the United States and abroad.

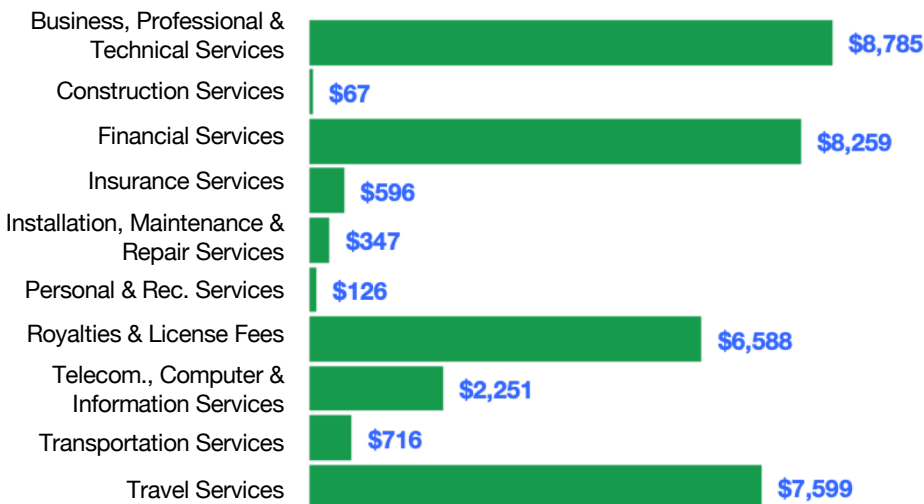
2010	2019
\$23.3 billion	\$35.3 billion

Massachusetts Services Exports



Massachusetts Services Exports Support 210,000 Jobs

Massachusetts Services Exports by Sector, 2019 (\$ millions)



Massachusetts Services Exports to Select Countries, 2019

- To China:** \$2.4 billion in services exports supporting 20,600 jobs
- To Canada:** \$2.3 billion in services exports supporting 14,400 jobs
- To Mexico:** \$1.0 billion in services exports supporting 7,400 jobs
- To Korea:** \$854 million in services exports supporting 5,920 jobs
- To Japan:** \$1.9 billion in services exports supporting 10,200 jobs
- To EU:** \$8.8 billion in services exports supporting 45,900 jobs
- To UK:** \$2.8 billion in services exports supporting 16,200 jobs

* Sources: National data from the U.S. Bureau of Economic Analysis, state export and jobs data from The Trade Partnership.
Copyright 2021. The Coalition of Services Industries. All rights reserved.

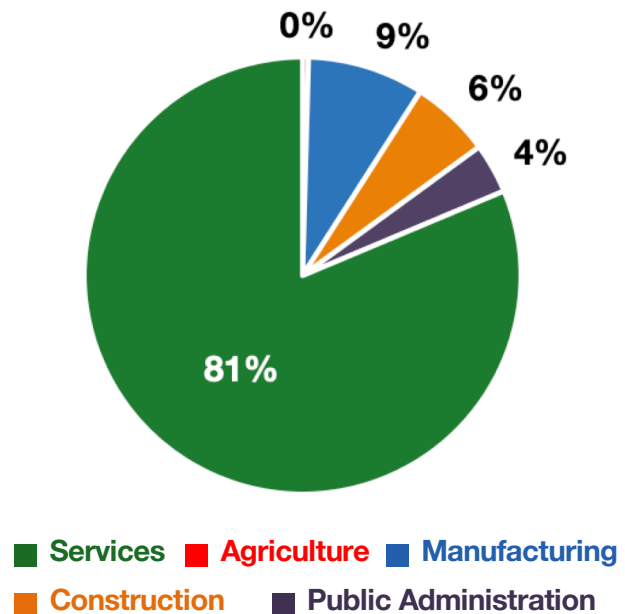
For more information on all fifty states, please visit servicescoalition.org/exports or contact admin@uscisi.org

Massachusetts

Services Fuel U.S. Jobs and Growth

Services fuel America's economic growth and jobs, generating more than 77 percent of employment in the United States and 68 percent of GDP. Services are a major component of the manufacturing and agricultural sectors, and they boost the competitiveness of those sectors.

In Massachusetts, services accounted for 81 percent of all jobs in 2019. The top services sector for employment was educational, health care, and social assistance services, which alone employed 1,029,100 Massachusetts workers.



Massachusetts Industries Employ **3.7 Million** Workers

Massachusetts Jobs by Sector and Services Subsector, 2019

Agriculture, Forestry, & Mining	16,100
Construction	218,600
Manufacturing	319,500
Public Administration	136,800
Total Services	3,009,200
<i>Wholesale Trade</i>	77,500
<i>Retail Trade</i>	377,000
<i>Transportation, Warehousing, & Utilities</i>	162,300
<i>Information</i>	83,800
<i>Finance, Insurance, & Real Estate</i>	260,500
<i>Professional, Scientific, & Management</i>	543,100
<i>Education, Health Care, & Social Assistance</i>	1,029,100
<i>Arts, Entertainment, Accommodation, & Food</i>	319,500
<i>Other Services</i>	156,400