

Georgia

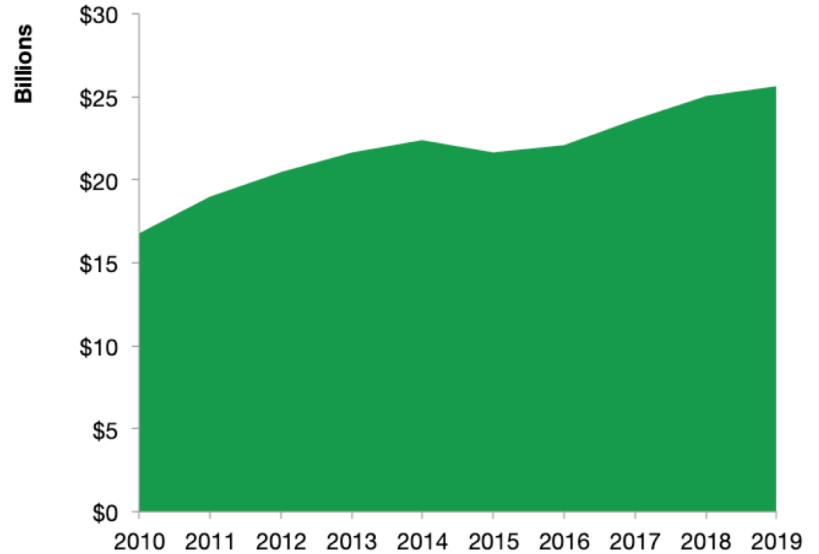
Georgia Services Exports

U.S. Services Supply the World

Georgia has seen a rise in overall services exports since 2010, boosting state economic growth and jobs, and contributing to the overall U.S. services trade surplus of \$289 billion in 2019.

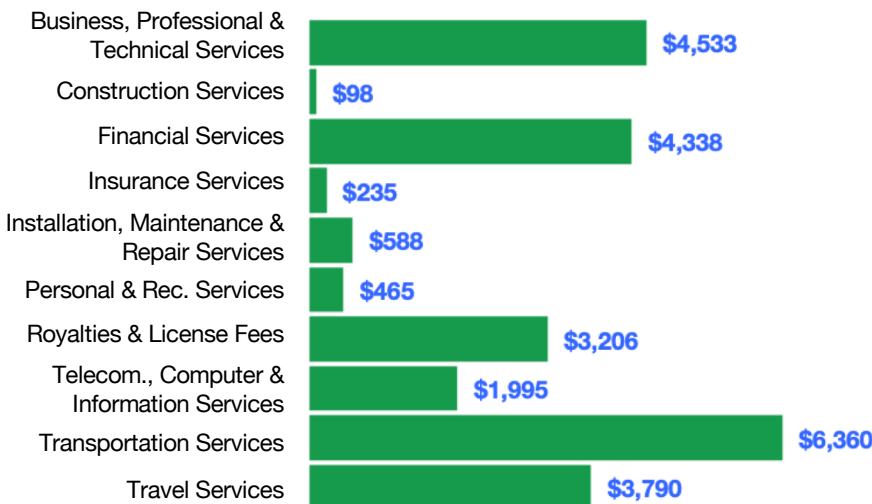
The U.S. services industries are the most competitive and innovative in the world. They provide new economic opportunities and contribute to the successful production of manufacturing and agriculture in the United States and abroad.

2010	2019
\$16.8 billion	\$25.6 billion



Georgia Services Exports Support 149,300 Jobs

Georgia Services Exports by Sector, 2019 (\$ millions)



Georgia Services Exports to Select Countries, 2019

- To China:** \$1.6 billion in services exports supporting 10,900 jobs
- To Canada:** \$2.0 billion in services exports supporting 11,800 jobs
- To Mexico:** \$990 million in services exports supporting 6,400 jobs
- To Korea:** \$740 million in services exports supporting 4,520 jobs
- To Japan:** \$1.5 billion in services exports supporting 8,400 jobs
- To EU:** \$6.3 billion in services exports supporting 34,700 jobs
- To UK:** \$2.6 billion in services exports supporting 14,900 jobs

* Sources: National data from the U.S. Bureau of Economic Analysis, state export and jobs data from The Trade Partnership.
Copyright 2021. The Coalition of Services Industries. All rights reserved.

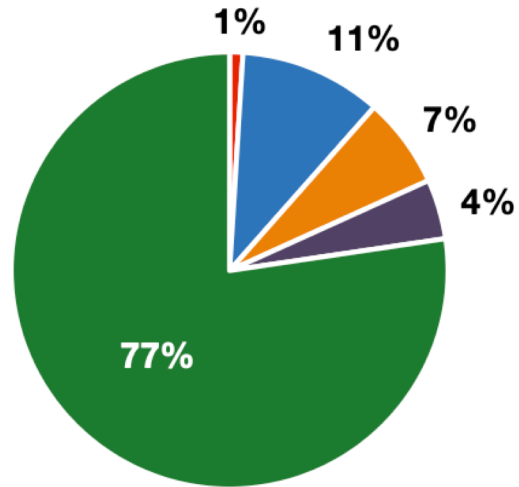
For more information on all fifty states, please visit servicescoalition.org/exports or contact admin@uscisi.org

Georgia

Services Fuel U.S. Jobs and Growth

Services fuel America’s economic growth and jobs, generating more than 77 percent of employment in the United States and 68 percent of GDP. Services are a major component of the manufacturing and agricultural sectors, and they boost the competitiveness of those sectors.

In Georgia, services accounted for 77 percent of all jobs in 2019. The top services sector for employment was educational, health care, and social assistance services, which alone employed 1,041,000 Georgia workers.



Georgia Industries Employ **5.0 Million** Workers

Georgia Jobs by Sector and Services Subsector, 2019

Agriculture, Forestry, & Mining	49,000
Construction	335,100
Manufacturing	528,100
Public Administration	221,300
Total Services	3,868,700
<i>Wholesale Trade</i>	142,700
<i>Retail Trade</i>	537,100
<i>Transportation, Warehousing, & Utilities</i>	358,400
<i>Information</i>	113,400
<i>Finance, Insurance, & Real Estate</i>	316,800
<i>Professional, Scientific, & Management</i>	657,100
<i>Education, Health Care, & Social Assistance</i>	1,041,000
<i>Arts, Entertainment, Accommodation, & Food</i>	467,800
<i>Other Services</i>	234,400