

THE UNITED STATES

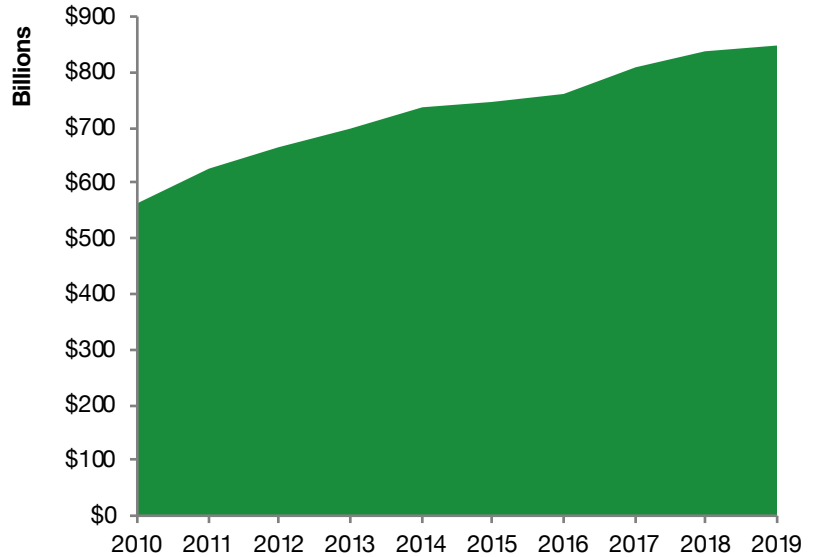
U.S. Services Exports

U.S. Services Supply the World

The United States has seen a rise in overall services exports since 2010, boosting state economic growth and jobs, and contributing to the overall U.S. services trade surplus of \$289 billion in 2019.

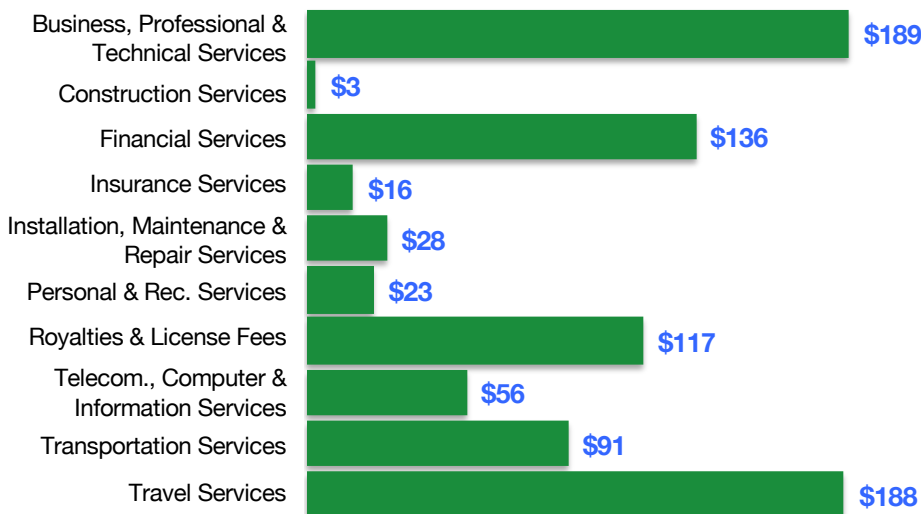
The U.S. services industries are the most competitive and innovative in the world. They provide new economic opportunities and contribute to the successful production of manufacturing and agriculture in the United States and abroad.

2010	2019
\$565 billion	\$848 billion



U.S. Services Exports Support 5.3 Million Jobs

U.S. Services Exports by Sector, 2019 (\$ billions)



U.S. Services Exports to Select Countries, 2019

- To China:** \$54.1 billion in services exports supporting 411,000 jobs
- To Canada:** \$67.1 billion in services exports supporting 425,000 jobs
- To Mexico:** \$32.4 billion in services exports supporting 238,000 jobs
- To Korea:** \$23.4 billion in services exports supporting 155,000 jobs
- To Japan:** \$49.0 billion in services exports supporting 284,000 jobs
- To EU:** \$198.6 billion in services exports supporting 1.1 million jobs
- To UK:** \$77.8 billion in services exports supporting 471,000 jobs

* Sources: National data from the U.S. Bureau of Economic Analysis, state export and jobs data from The Trade Partnership. Copyright 2021. The Coalition of Services Industries. All rights reserved.

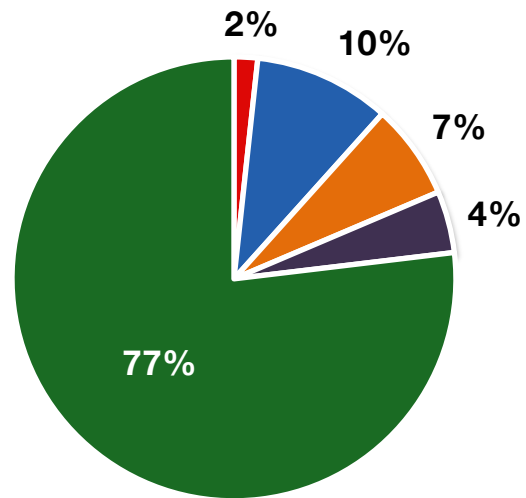
For more information on all fifty states, please visit servicescoalition.org/exports or contact admin@uscisi.org

The United States

Services Fuel U.S. Jobs and Growth

Services fuel America's economic growth and jobs, generating more than 77 percent of employment in the United States and 68 percent of GDP. Services are a major component of the manufacturing and agricultural sectors, and they boost the competitiveness of those sectors.

In the United States, the top services sector for employment was educational, health care, and social assistance services, which alone employed 37.0 million American workers.



U.S. Industries Employ **158.8 Million** Workers

U.S. Jobs by Sector and Services Subsector, 2019

Agriculture, Forestry, & Mining	2.7 million
Construction	11.0 million
Manufacturing	15.8 million
Public Administration	7.1 million
Total Services	122.1 million
<i>Wholesale Trade</i>	<i>4.0 million</i>
<i>Retail Trade</i>	<i>17.2 million</i>
<i>Transportation, Warehousing, & Utilities</i>	<i>8.9 million</i>
<i>Information</i>	<i>3.0 million</i>
<i>Finance, Insurance, & Real Estate</i>	<i>10.3 million</i>
<i>Professional, Scientific, & Management</i>	<i>18.8 million</i>
<i>Education, Health Care, & Social Assistance</i>	<i>37.0 million</i>
<i>Arts, Entertainment, Accommodation, & Food</i>	<i>15.3 million</i>
<i>Other Services</i>	<i>7.6 million</i>