

Georgia's 2nd District

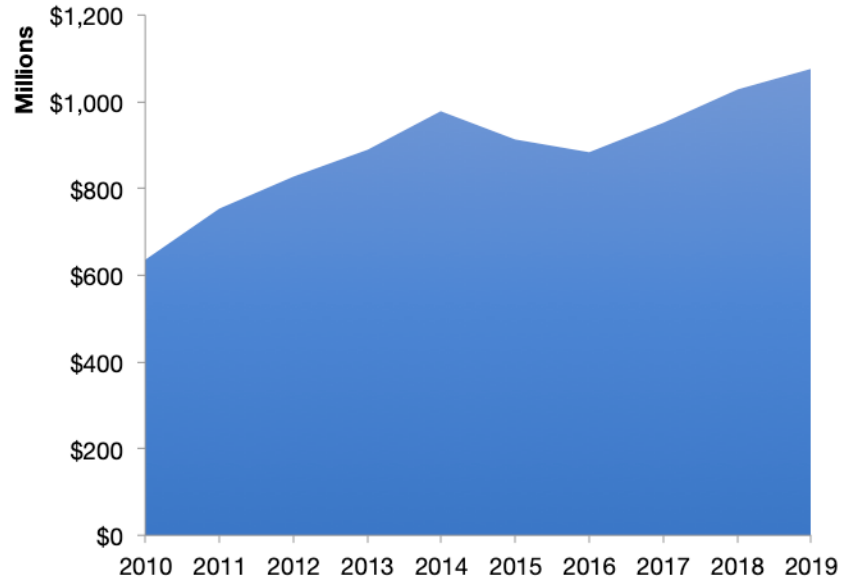
U.S. Services Supply the World

GA-2 has seen a rise in overall services exports since 2010, boosting state economic growth and jobs, and contributing to the overall U.S. services trade surplus of \$289 billion in 2019.

The U.S. services industries are the most competitive and innovative in the world. They provide new economic opportunities and contribute to the successful production of manufacturing and agriculture in the United States and abroad.

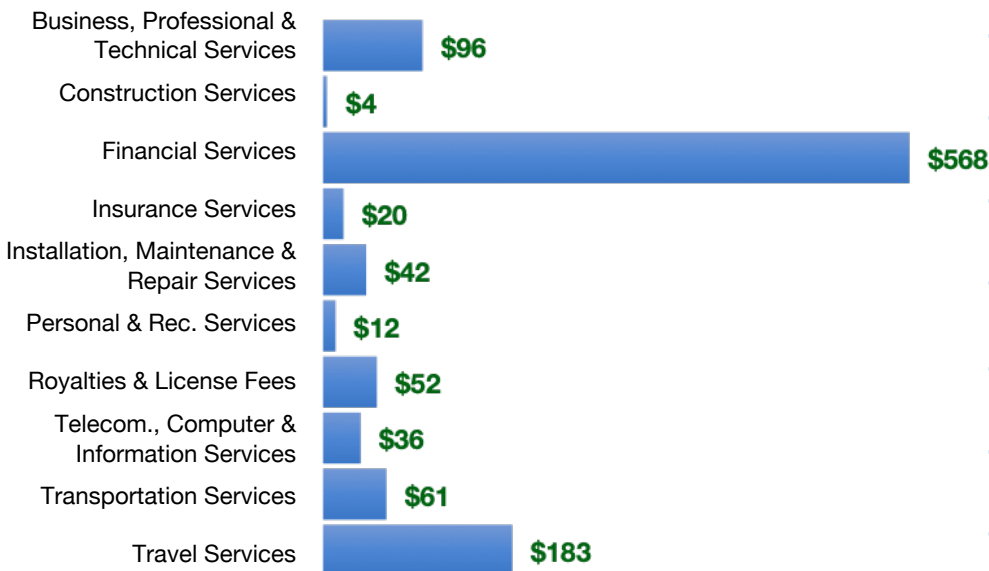
2010	2019
\$635 million	\$1.1 billion

GA-2 Services Exports



GA-2 Services Exports Support 6,300 Jobs

GA-2 Services Exports by Sector, 2019 (\$ millions)



GA-2 Services Exports to Select Countries, 2019

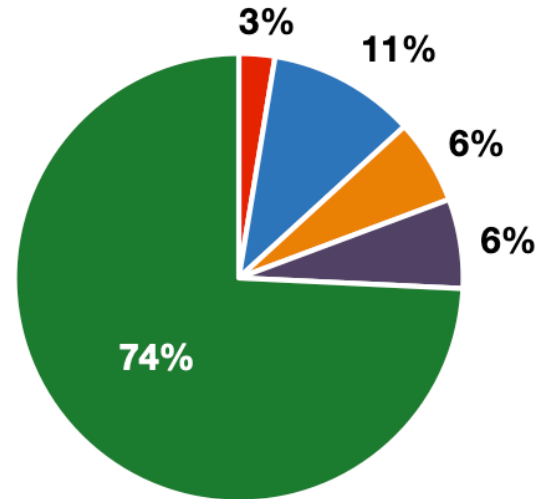
- To China:** \$73 million in services exports supporting 460 jobs
- To Canada:** \$85 million in services exports supporting 510 jobs
- To Mexico:** \$51 million in services exports supporting 340 jobs
- To Korea:** \$26 million in services exports supporting 160 jobs
- To Japan:** \$59 million in services exports supporting 330 jobs
- To EU:** \$203 million in services exports supporting 1,160 jobs
- To UK:** \$124 million in services exports supporting 690 jobs

Georgia's 2nd District

Services Fuel U.S. Jobs and Growth

Services fuel America's economic growth and jobs, generating more than 77 percent of employment in the United States and 68 percent of GDP. Services are a major component of the manufacturing and agricultural sectors, and they boost the competitiveness of those sectors.

In GA-2, services accounted for 74 percent of all jobs in 2019. The top services sector for employment was educational, health care, and social assistance services, which alone employed 61,300 GA-2 workers.



■ Services
 ■ Agriculture
 ■ Manufacturing
 ■ Construction
 ■ Public Administration

GA-2 Industries Employ **262,100** Workers

GA-2 Jobs by Sector and Services Subsector, 2019

Agriculture, Forestry, & Mining	6,800
Construction	16,000
Manufacturing	27,800
Public Administration	16,900
Total Services	194,600
<i>Wholesale Trade</i>	8,270
<i>Retail Trade</i>	27,600
<i>Transportation, Warehousing, & Utilities</i>	18,700
<i>Information</i>	3,960
<i>Finance, Insurance, & Real Estate</i>	14,600
<i>Professional, Scientific, & Management</i>	24,200
<i>Education, Health Care, & Social Assistance</i>	61,300
<i>Arts, Entertainment, Accommodation, & Food</i>	22,300
<i>Other Services</i>	13,700