

## Florida's 23<sup>rd</sup> District

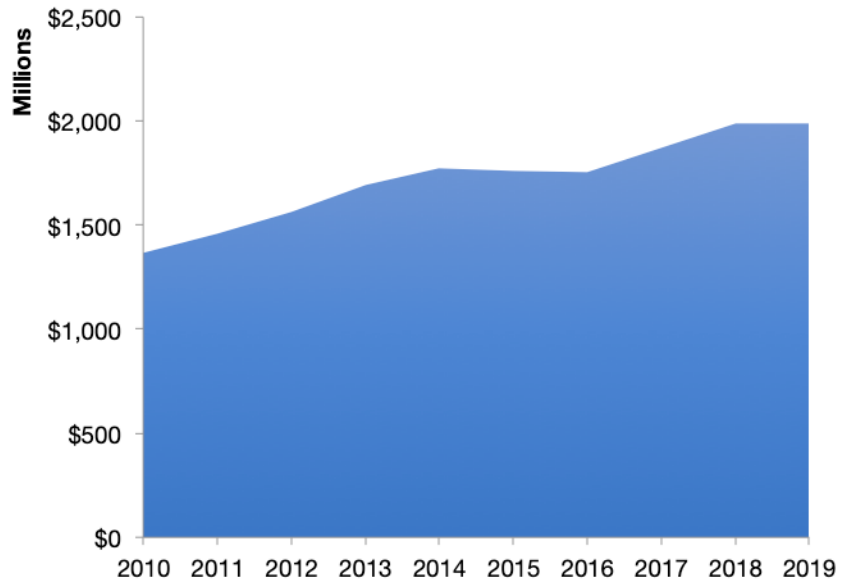
### U.S. Services Supply the World

FL-23 has seen a rise in overall services exports since 2010, boosting state economic growth and jobs, and contributing to the overall U.S. services trade surplus of \$289 billion in 2019.

The U.S. services industries are the most competitive and innovative in the world. They provide new economic opportunities and contribute to the successful production of manufacturing and agriculture in the United States and abroad.

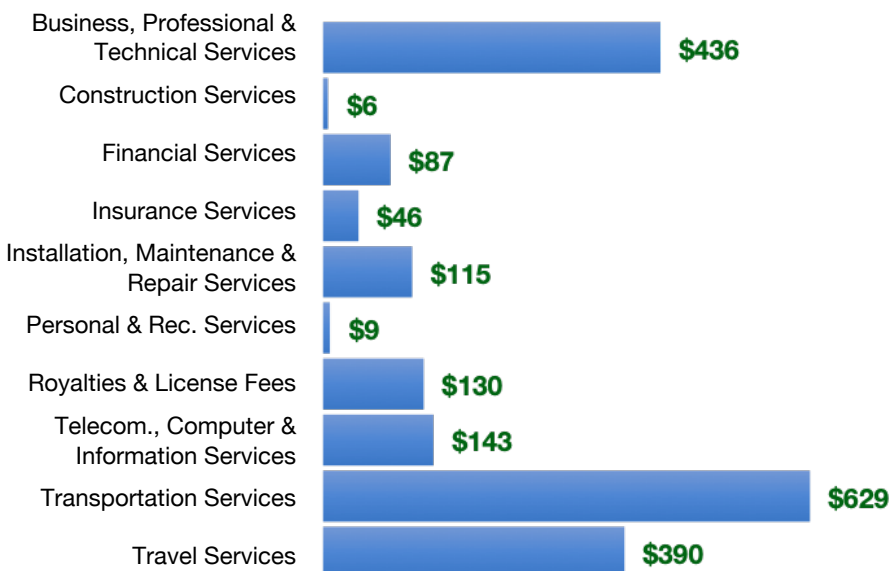
2010	2019
<b>\$1.4 billion</b>	<b>\$2.0 billion</b>

### FL-23 Services Exports



### FL-23 Services Exports Support 12,800 Jobs

#### FL-23 Services Exports by Sector, 2019 (\$ millions)



#### FL-23 Services Exports to Select Countries, 2019

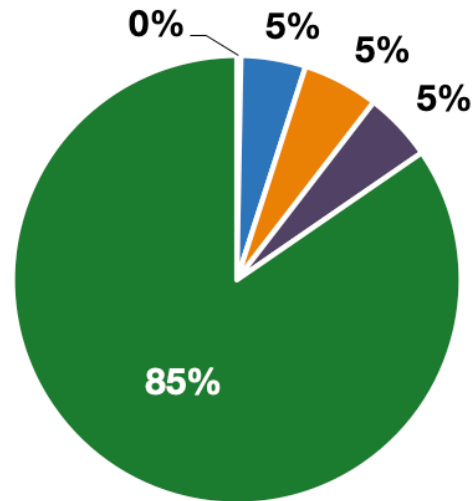
- To China:** \$101 million in services exports supporting **760 jobs**
- To Canada:** \$145 million in services exports supporting **930 jobs**
- To Mexico:** \$81 million in services exports supporting **590 jobs**
- To Korea:** \$49 million in services exports supporting **330 jobs**
- To Japan:** \$108 million in services exports supporting **640 jobs**
- To EU:** \$439 million in services exports supporting **2,810 jobs**
- To UK:** \$161 million in services exports supporting **1,040 jobs**

## Florida's 23<sup>rd</sup> District

### Services Fuel U.S. Jobs and Growth

Services fuel America's economic growth and jobs, generating more than 77 percent of employment in the United States and 68 percent of GDP. Services are a major component of the manufacturing and agricultural sectors, and they boost the competitiveness of those sectors.

In FL-23, services accounted for 85 percent of all jobs in 2019. The top services sector for employment was educational, health care, and social assistance services, which alone employed 86,600 FL-23 workers.



FL-23 Industries Employ **391,900** Workers

### FL-23 Jobs by Sector and Services Subsector, 2019

Agriculture, Forestry, & Mining	1,140
Construction	21,500
Manufacturing	18,300
Public Administration	19,500
<b>Total Services</b>	<b>331,500</b>
<i>Wholesale Trade</i>	12,900
<i>Retail Trade</i>	48,500
<i>Transportation, Warehousing, &amp; Utilities</i>	27,200
<i>Information</i>	7,810
<i>Finance, Insurance, &amp; Real Estate</i>	35,900
<i>Professional, Scientific, &amp; Management</i>	55,500
<i>Education, Health Care, &amp; Social Assistance</i>	86,600
<i>Arts, Entertainment, Accommodation, &amp; Food</i>	39,100
<i>Other Services</i>	18,000