

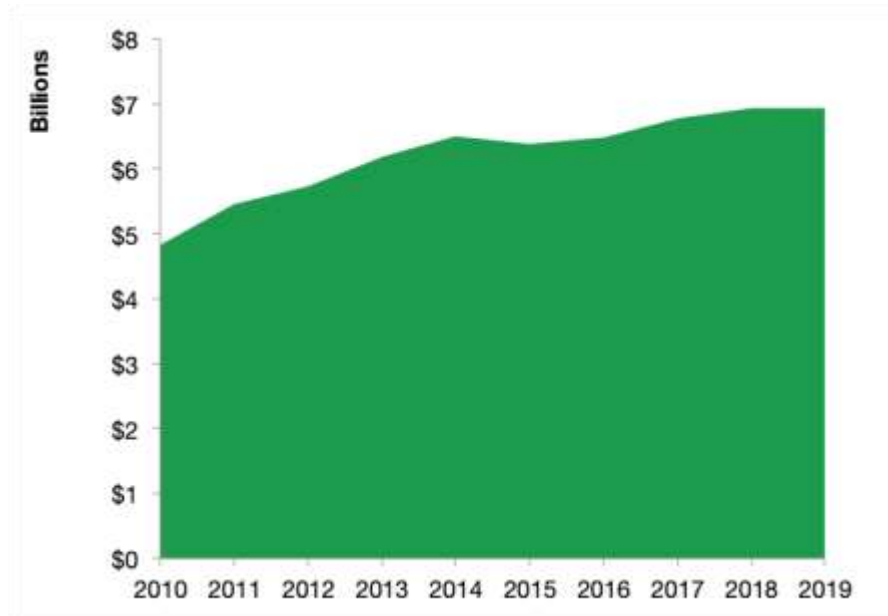
## Wisconsin

### Wisconsin Services Exports

#### U.S. Services Supply the World

Wisconsin has seen a rise in overall services exports since 2010, boosting state economic growth and jobs, and contributing to the overall U.S. services trade surplus of \$289 billion in 2019.

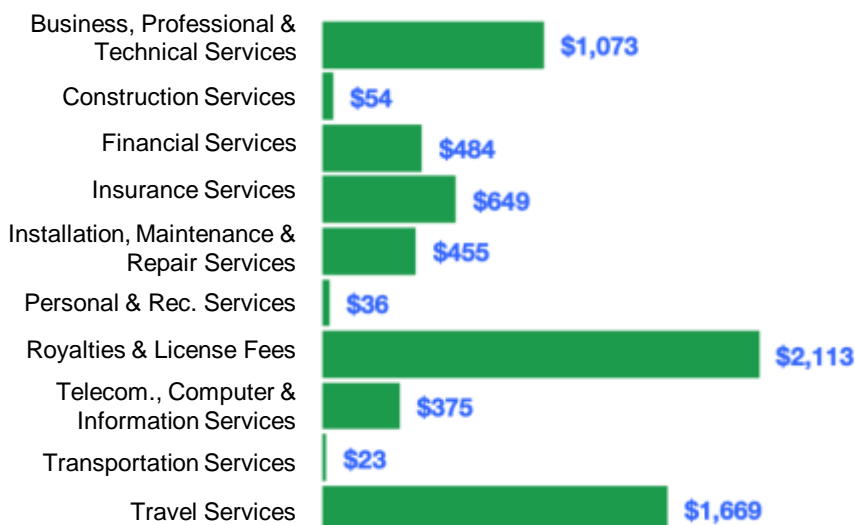
The U.S. services industries are the most competitive and innovative in the world. They provide new economic opportunities and contribute to the successful production of manufacturing and agriculture in the United States and abroad.



2010	2019
<b>\$4.8 billion</b>	<b>\$6.9 billion</b>

## Wisconsin Services Exports Support 41,200 Jobs

### Wisconsin Services Exports by Sector, 2019 (\$ millions)



### Wisconsin Services Exports to Select Countries, 2019

- To China:** \$492 million in services exports supporting 3,850 jobs
- To Canada:** \$536 million in services exports supporting 3,290 jobs
- To Mexico:** \$268 million in services exports supporting 1,930 jobs
- To Korea:** \$192 million in services exports supporting 1,240 jobs
- To Japan:** \$480 million in services exports supporting 2,560 jobs
- To EU:** \$1.7 billion in services exports supporting 8,540 jobs
- To UK:** \$538 million in services exports supporting 3,200 jobs

\* Sources: National data from the U.S. Bureau of Economic Analysis, state export and jobs data from The Trade Partnership.  
Copyright 2021. The Coalition of Services Industries. All rights reserved.

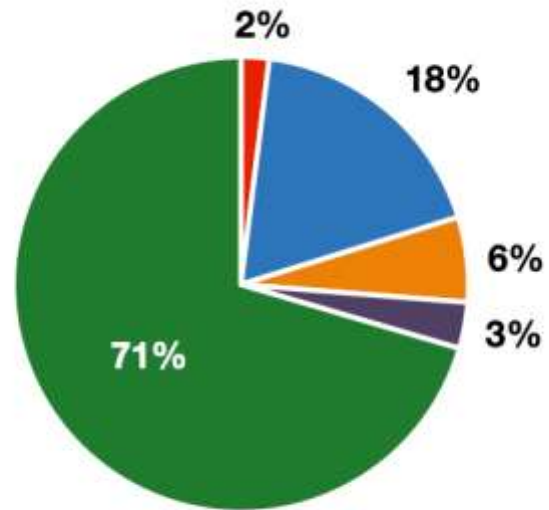
For more information on all fifty states, please visit [servicescoalition.org/exports](https://servicescoalition.org/exports) or contact [admin@uscis.org](mailto:admin@uscis.org)

## Wisconsin

### Services Fuel U.S. Jobs and Growth

Services fuel America's economic growth and jobs, generating more than 77 percent of employment in the United States and 68 percent of GDP. Services are a major component of the manufacturing and agricultural sectors, and they boost the competitiveness of those sectors.

In Wisconsin, services accounted for 70 percent of all jobs in 2019. The top services sector for employment was educational, health care, and social assistance services, which alone employed 706,800 Wisconsin workers.



■ Services 
 ■ Agriculture 
 ■ Manufacturing 
 ■ Construction 
 ■ Public Administration

Wisconsin Industries Employ **3.0 Million** Workers

## Wisconsin Jobs by Sector and Services Subsector, 2019

Agriculture, Forestry, & Mining	60,100
Construction	181,300
Manufacturing	546,600
Public Administration	98,300
<b>Total Services</b>	<b>2,115,800</b>
<i>Wholesale Trade</i>	78,600
<i>Retail Trade</i>	330,300
<i>Transportation, Warehousing, &amp; Utilities</i>	138,100
<i>Information</i>	42,300
<i>Finance, Insurance, &amp; Real Estate</i>	186,500
<i>Professional, Scientific, &amp; Management</i>	250,300
<i>Education, Health Care, &amp; Social Assistance</i>	706,800
<i>Arts, Entertainment, Accommodation, &amp; Food</i>	253,100
<i>Other Services</i>	129,800