

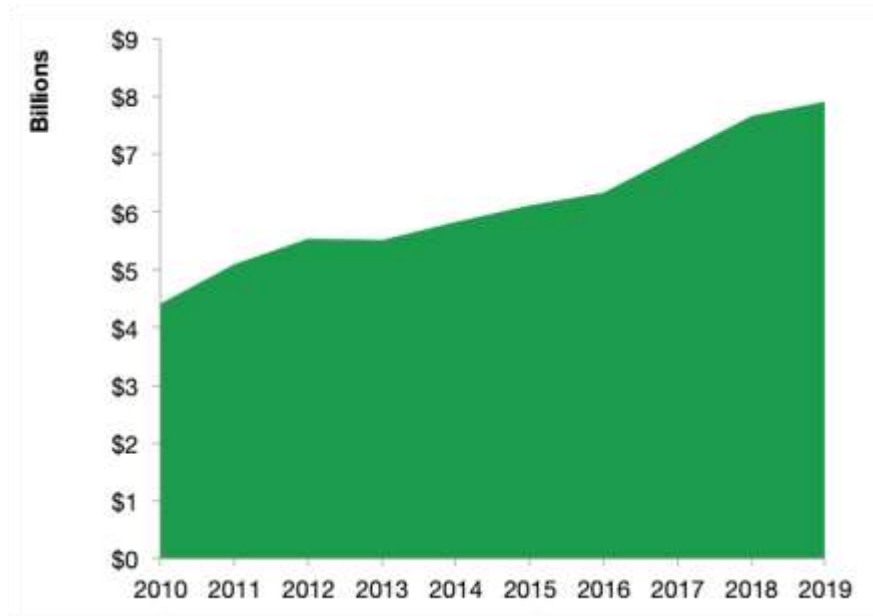
Utah

Utah Services Exports

U.S. Services Supply the World

Utah has seen a rise in overall services exports since 2010, boosting state economic growth and jobs, and contributing to the overall U.S. services trade surplus of \$289 billion in 2019.

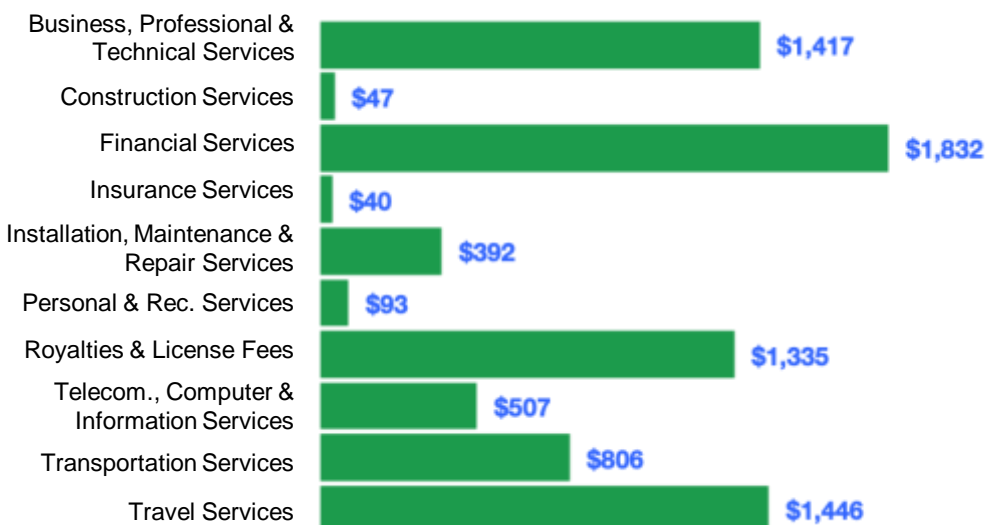
The U.S. services industries are the most competitive and innovative in the world. They provide new economic opportunities and contribute to the successful production of manufacturing and agriculture in the United States and abroad.



2010	2019
\$4.4 billion	\$7.9 billion

Utah Services Exports Support 46,200 Jobs

Utah Services Exports by Sector, 2019 (\$ millions)



Utah Services Exports to Select Countries, 2019

- To China:** \$500 million in services exports supporting 3,390 jobs
- To Canada:** \$623 million in services exports supporting 3,780 jobs
- To Mexico:** \$358 million in services exports supporting 2,380 jobs
- To Korea:** \$206 million in services exports supporting 1,280 jobs
- To Japan:** \$450 million in services exports supporting 2,480 jobs
- To EU:** \$1.9 billion in services exports supporting 10,100 jobs
- To UK:** \$770 million in services exports supporting 4,440 jobs

* Sources: National data from the U.S. Bureau of Economic Analysis, state export and jobs data from The Trade Partnership.
Copyright 2021. The Coalition of Services Industries. All rights reserved.

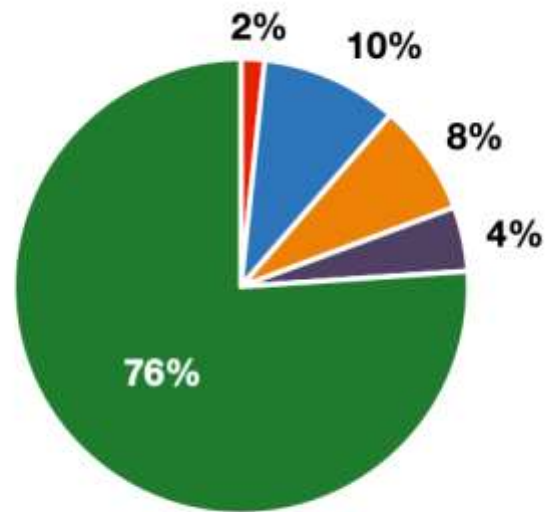
For more information on all fifty states, please visit servicescoalition.org/exports or contact admin@uscisi.org

Utah

Services Fuel U.S. Jobs and Growth

Services fuel America's economic growth and jobs, generating more than 77 percent of employment in the United States and 68 percent of GDP. Services are a major component of the manufacturing and agricultural sectors, and they boost the competitiveness of those sectors.

In Utah, services accounted for 76 percent of all jobs in 2019. The top services sector for employment was educational, health care, and social assistance services, which alone employed 355,100 Utah workers.



Utah Industries Employ **1.6 Million** Workers

Utah Jobs by Sector and Services Subsector, 2019

Agriculture, Forestry, & Mining	26,800
Construction	126,800
Manufacturing	155,500
Public Administration	73,300
Total Services	1,216,100
<i>Wholesale Trade</i>	36,800
<i>Retail Trade</i>	181,800
<i>Transportation, Warehousing, & Utilities</i>	83,100
<i>Information</i>	29,400
<i>Finance, Insurance, & Real Estate</i>	118,700
<i>Professional, Scientific, & Management</i>	199,900
<i>Education, Health Care, & Social Assistance</i>	355,100
<i>Arts, Entertainment, Accommodation, & Food</i>	141,100
<i>Other Services</i>	70,200