

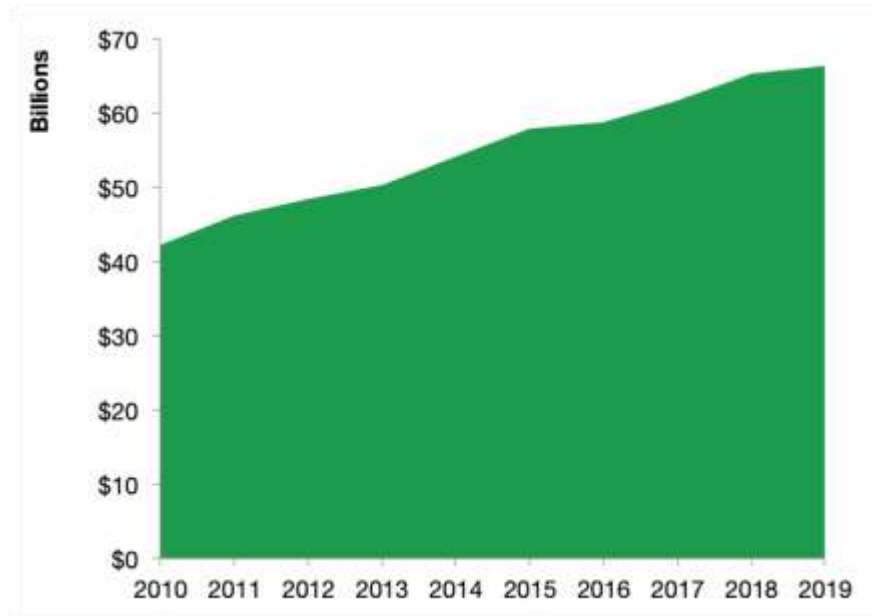
Texas

Texas Services Exports

U.S. Services Supply the World

Texas has seen a rise in overall services exports since 2010, boosting state economic growth and jobs, and contributing to the overall U.S. services trade surplus of \$289 billion in 2019.

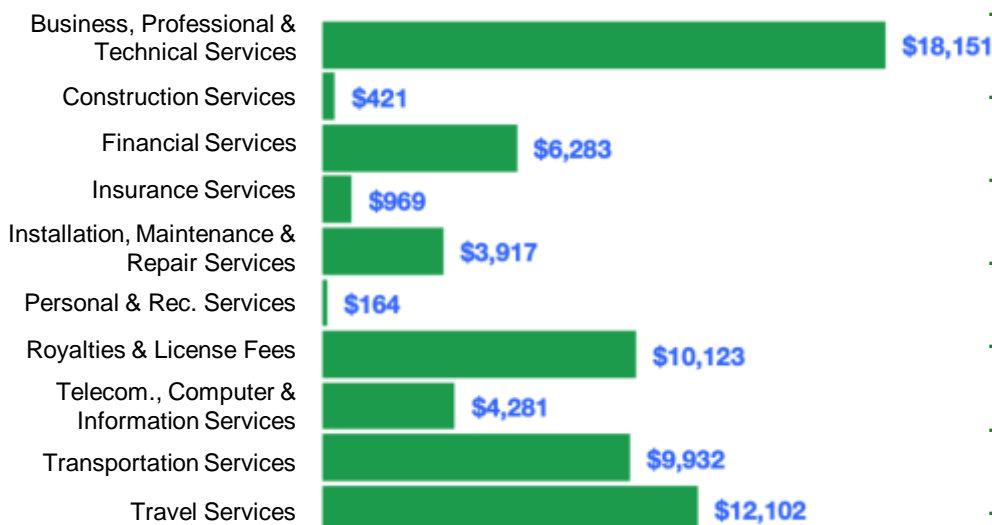
The U.S. services industries are the most competitive and innovative in the world. They provide new economic opportunities and contribute to the successful production of manufacturing and agriculture in the United States and abroad.



2010	2019
\$42.3 billion	\$66.3 billion

Texas Services Exports Support 415,000 Jobs

Texas Services Exports by Sector, 2019 (\$ millions)



Texas Services Exports to Select Countries, 2019

- To China:** \$4.0 billion in services exports supporting 28,500 jobs
- To Canada:** \$4.6 billion in services exports supporting 30,000 jobs
- To Mexico:** \$2.7 billion in services exports supporting 19,100 jobs
- To Korea:** \$2.2 billion in services exports supporting 13,500 jobs
- To Japan:** \$3.8 billion in services exports supporting 21,900 jobs
- To EU:** \$16 billion in services exports supporting 98,100 jobs
- To UK:** \$5.5 billion in services exports supporting 34,700 jobs

* Sources: National data from the U.S. Bureau of Economic Analysis, state export and jobs data from The Trade Partnership.
Copyright 2021. The Coalition of Services Industries. All rights reserved.

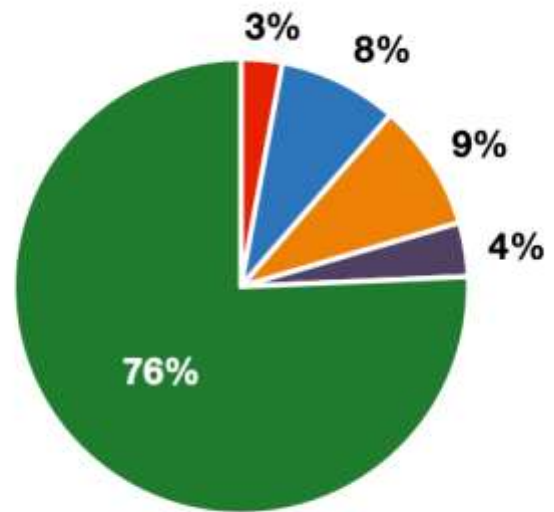
For more information on all fifty states, please visit servicescoalition.org/exports or contact admin@uscsi.org

Texas

Services Fuel U.S. Jobs and Growth

Services fuel America's economic growth and jobs, generating more than 77 percent of employment in the United States and 68 percent of GDP. Services are a major component of the manufacturing and agricultural sectors, and they boost the competitiveness of those sectors.

In Texas, services accounted for 76 percent of all jobs in 2019. The top services sector for employment was educational, health care, and social assistance services, which alone employed 2,960,900 Texas workers.



■ Services
 ■ Agriculture
 ■ Manufacturing
 ■ Construction
 ■ Public Administration

Texas Industries Employ **13.8 Million** Workers

Texas Jobs by Sector and Services Subsector, 2019

Agriculture, Forestry, & Mining	405,300
Construction	1,253,200
Manufacturing	1,173,100
Public Administration	529,500
Total Services	10,469,600
<i>Wholesale Trade</i>	381,300
<i>Retail Trade</i>	1,543,700
<i>Transportation, Warehousing, & Utilities</i>	842,000
<i>Information</i>	207,100
<i>Finance, Insurance, & Real Estate</i>	926,100
<i>Professional, Scientific, & Management</i>	1,619,500
<i>Education, Health Care, & Social Assistance</i>	2,960,900
<i>Arts, Entertainment, Accommodation, & Food</i>	1,267,700
<i>Other Services</i>	721,400