

Tennessee

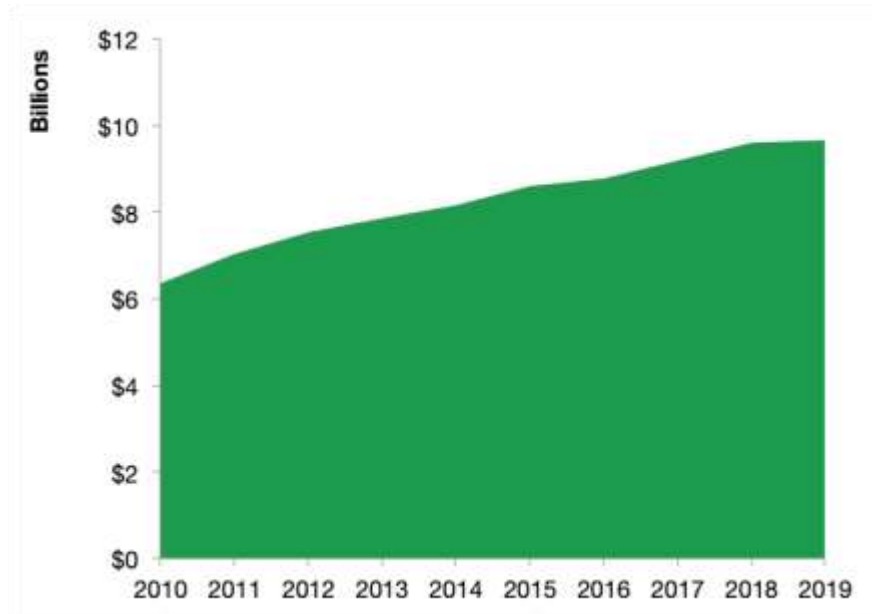
Tennessee Services Exports

U.S. Services Supply the World

Tennessee has seen a rise in overall services exports since 2010, boosting state economic growth and jobs, and contributing to the overall U.S. services trade surplus of \$289 billion in 2019.

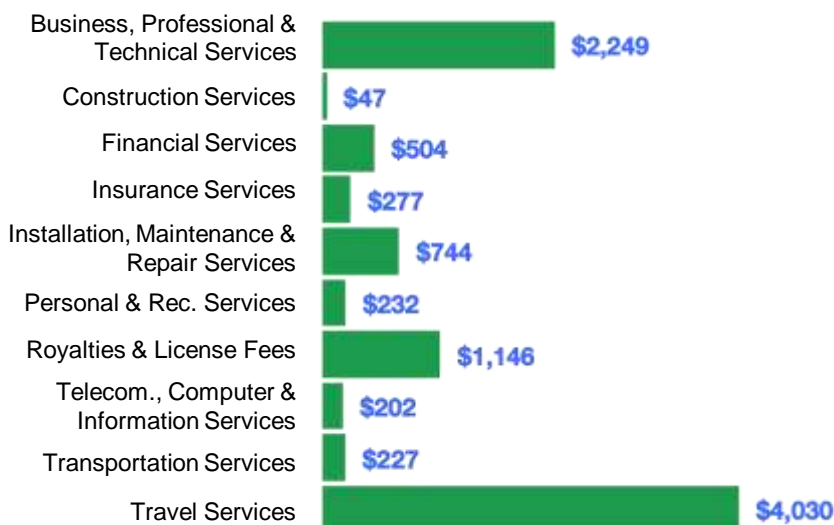
The U.S. services industries are the most competitive and innovative in the world. They provide new economic opportunities and contribute to the successful production of manufacturing and agriculture in the United States and abroad.

2010	2019
\$6.4 billion	\$9.7 billion



Tennessee Services Exports Support 73,900 Jobs

Tennessee Services Exports by Sector, 2019 (\$ millions)



Tennessee Services Exports to Select Countries, 2019

- To China:** \$683 million in services exports supporting 5,760 jobs
- To Canada:** \$860 million in services exports supporting 6,510 jobs
- To Mexico:** \$524 million in services exports supporting 4,520 jobs
- To Korea:** \$277 million in services exports supporting 2,210 jobs
- To Japan:** \$527 million in services exports supporting 3,790 jobs
- To EU:** \$2.1 billion in services exports supporting 15,800 jobs
- To UK:** \$920 million in services exports supporting 6,800 jobs

* Sources: National data from the U.S. Bureau of Economic Analysis, state export and jobs data from The Trade Partnership.
Copyright 2021. The Coalition of Services Industries. All rights reserved.

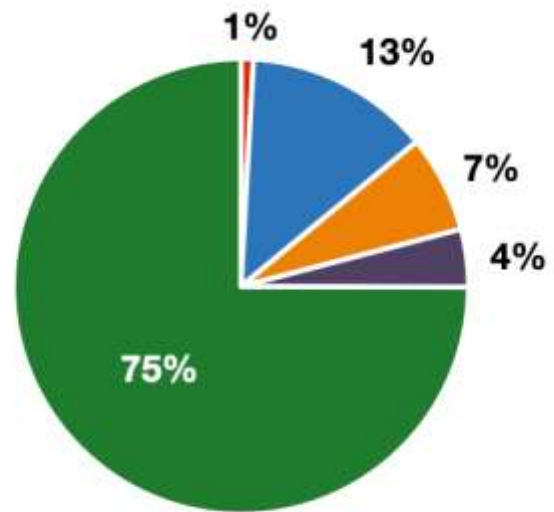
For more information on all fifty states, please visit servicescoalition.org/exports or contact admin@uscis.org

Tennessee

Services Fuel U.S. Jobs and Growth

Services fuel America's economic growth and jobs, generating more than 77 percent of employment in the United States and 68 percent of GDP. Services are a major component of the manufacturing and agricultural sectors, and they boost the competitiveness of those sectors.

In Tennessee, services accounted for 75 percent of all jobs in 2019. The top services sector for employment was educational, health care, and social assistance services, which alone employed 708,300 Tennessee workers.



Tennessee Industries Employ **3.2 Million** Workers

Tennessee Jobs by Sector and Services Subsector, 2019

Agriculture, Forestry, & Mining	28,300
Construction	222,300
Manufacturing	422,800
Public Administration	131,700
Total Services	2,410,300
<i>Wholesale Trade</i>	<i>82,300</i>
<i>Retail Trade</i>	<i>358,600</i>
<i>Transportation, Warehousing, & Utilities</i>	<i>220,400</i>
<i>Information</i>	<i>47,000</i>
<i>Finance, Insurance, & Real Estate</i>	<i>187,200</i>
<i>Professional, Scientific, & Management</i>	<i>332,400</i>
<i>Education, Health Care, & Social Assistance</i>	<i>708,300</i>
<i>Arts, Entertainment, Accommodation, & Food</i>	<i>317,100</i>
<i>Other Services</i>	<i>157,000</i>