

South Dakota

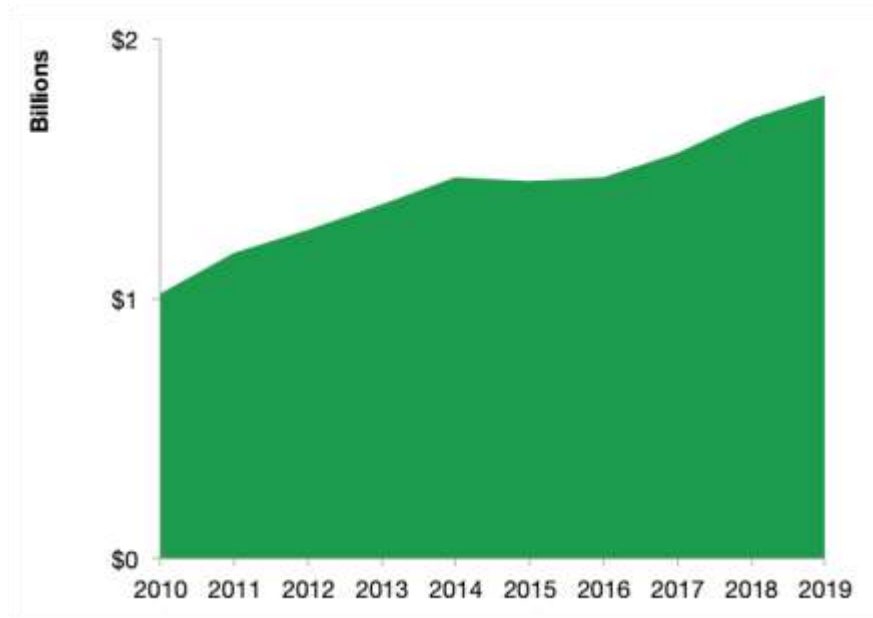
South Dakota Services Exports

U.S. Services Supply the World

South Dakota has seen a rise in overall services exports since 2010, boosting state economic growth and jobs, and contributing to the overall U.S. services trade surplus of \$289 billion in 2019.

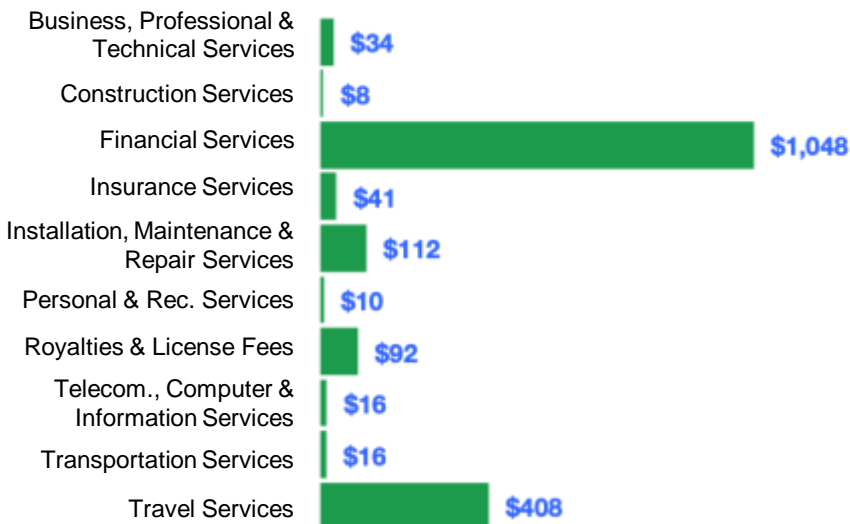
The U.S. services industries are the most competitive and innovative in the world. They provide new economic opportunities and contribute to the successful production of manufacturing and agriculture in the United States and abroad.

2010	2019
\$1.0 billion	\$1.8 billion



South Dakota Services Exports Support 10,800 Jobs

South Dakota Services Exports by Sector, 2019 (\$ millions)



South Dakota Services Exports to Select Countries, 2019

- To China:** \$127 million in services exports supporting 810 jobs
- To Canada:** \$161 million in services exports supporting 980 jobs
- To Mexico:** \$85 million in services exports supporting 590 jobs
- To Korea:** \$39 million in services exports supporting 260 jobs
- To Japan:** \$88 million in services exports supporting 530 jobs
- To EU:** \$338 million in services exports supporting 1,980 jobs
- To UK:** \$225 million in services exports supporting 1,270 jobs

* Sources: National data from the U.S. Bureau of Economic Analysis, state export and jobs data from The Trade Partnership.
Copyright 2021. The Coalition of Services Industries. All rights reserved.

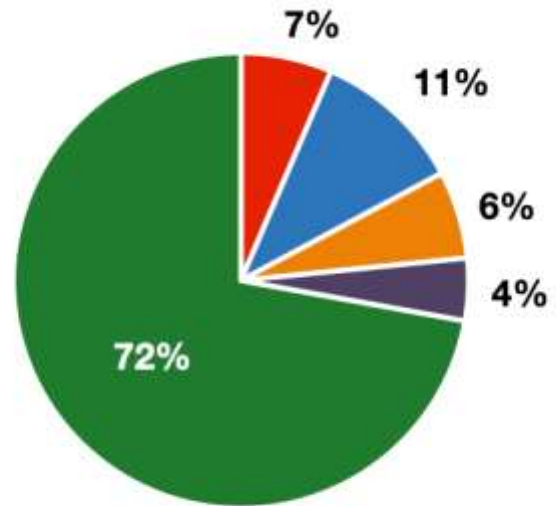
For more information on all fifty states, please visit servicescoalition.org/exports or contact admin@uscsi.org

South Dakota

Services Fuel U.S. Jobs and Growth

Services fuel America's economic growth and jobs, generating more than 77 percent of employment in the United States and 68 percent of GDP. Services are a major component of the manufacturing and agricultural sectors, and they boost the competitiveness of those sectors.

In South Dakota, services accounted for 72 percent of all jobs in 2019. The top services sector for employment was educational, health care, and social assistance services, which alone employed 110,600 South Dakota workers.



■ Services
 ■ Agriculture
 ■ Manufacturing
 ■ Construction
 ■ Public Administration

South Dakota Industries Employ **453,000** Workers

South Dakota Jobs by Sector and Services Subsector, 2019

Agriculture, Forestry, & Mining	29,400
Construction	28,200
Manufacturing	48,500
Public Administration	20,100
Total Services	326,800
<i>Wholesale Trade</i>	13,200
<i>Retail Trade</i>	47,100
<i>Transportation, Warehousing, & Utilities</i>	21,800
<i>Information</i>	7,950
<i>Finance, Insurance, & Real Estate</i>	34,200
<i>Professional, Scientific, & Management</i>	28,800
<i>Education, Health Care, & Social Assistance</i>	110,600
<i>Arts, Entertainment, Accommodation, & Food</i>	43,200
<i>Other Services</i>	20,000