

Oklahoma

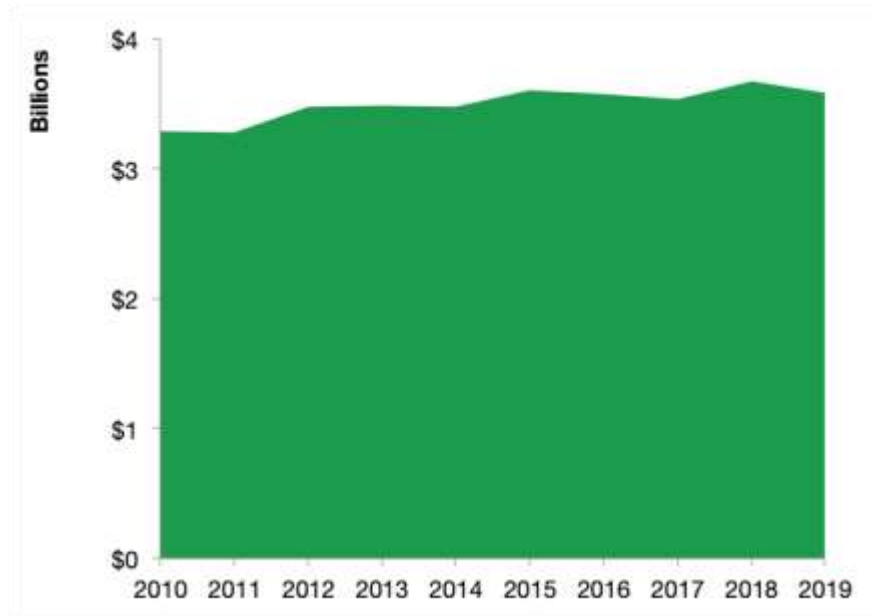
Oklahoma Services Exports

U.S. Services Supply the World

Oklahoma has seen a rise in overall services exports since 2010, boosting state economic growth and jobs, and contributing to the overall U.S. services trade surplus of \$289 billion in 2019.

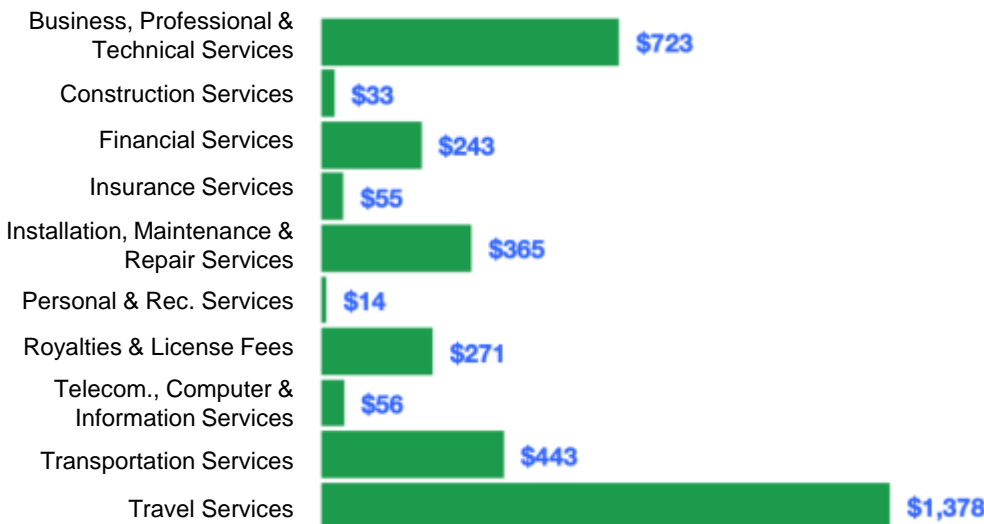
The U.S. services industries are the most competitive and innovative in the world. They provide new economic opportunities and contribute to the successful production of manufacturing and agriculture in the United States and abroad.

2010	2019
\$3.3 billion	\$3.6 billion



Oklahoma Services Exports Support **25,500** Jobs

Oklahoma Services Exports by Sector, 2019 (\$ millions)



Oklahoma Services Exports to Select Countries, 2019

- To China:** \$292 million in services exports supporting **2,310 jobs**
- To Canada:** \$308 million in services exports supporting **2,210 jobs**
- To Mexico:** \$202 million in services exports supporting **1,590 jobs**
- To Korea:** \$108 million in services exports supporting **810 jobs**
- To Japan:** \$206 million in services exports supporting **1,350 jobs**
- To EU:** \$672 million in services exports supporting **4,620 jobs**
- To UK:** \$299 million in services exports supporting **2,070 jobs**

* Sources: National data from the U.S. Bureau of Economic Analysis, state export and jobs data from The Trade Partnership.
Copyright 2021. The Coalition of Services Industries. All rights reserved.

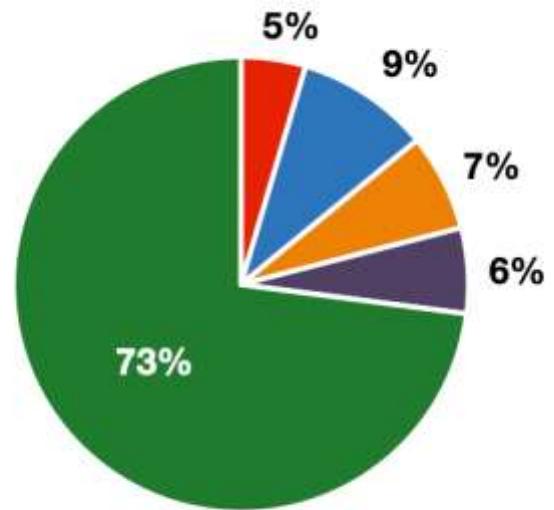
For more information on all fifty states, please visit servicescoalition.org/exports or contact admin@uscisi.org

Oklahoma

Services Fuel U.S. Jobs and Growth

Services fuel America's economic growth and jobs, generating more than 77 percent of employment in the United States and 68 percent of GDP. Services are a major component of the manufacturing and agricultural sectors, and they boost the competitiveness of those sectors.

In Oklahoma, services accounted for 73 percent of all jobs in 2019. The top services sector for employment was educational, health care, and social assistance services, which alone employed 412,700 Oklahoma workers.



Oklahoma Industries Employ **1.8 Million** Workers

Oklahoma Jobs by Sector and Services Subsector, 2019

Agriculture, Forestry, & Mining	82,300
Construction	123,700
Manufacturing	169,900
Public Administration	108,600
Total Services	1,306,700
<i>Wholesale Trade</i>	<i>43,400</i>
<i>Retail Trade</i>	<i>203,000</i>
<i>Transportation, Warehousing, & Utilities</i>	<i>101,400</i>
<i>Information</i>	<i>24,800</i>
<i>Finance, Insurance, & Real Estate</i>	<i>91,800</i>
<i>Professional, Scientific, & Management</i>	<i>160,600</i>
<i>Education, Health Care, & Social Assistance</i>	<i>412,700</i>
<i>Arts, Entertainment, Accommodation, & Food</i>	<i>177,500</i>
<i>Other Services</i>	<i>91,500</i>