

New York

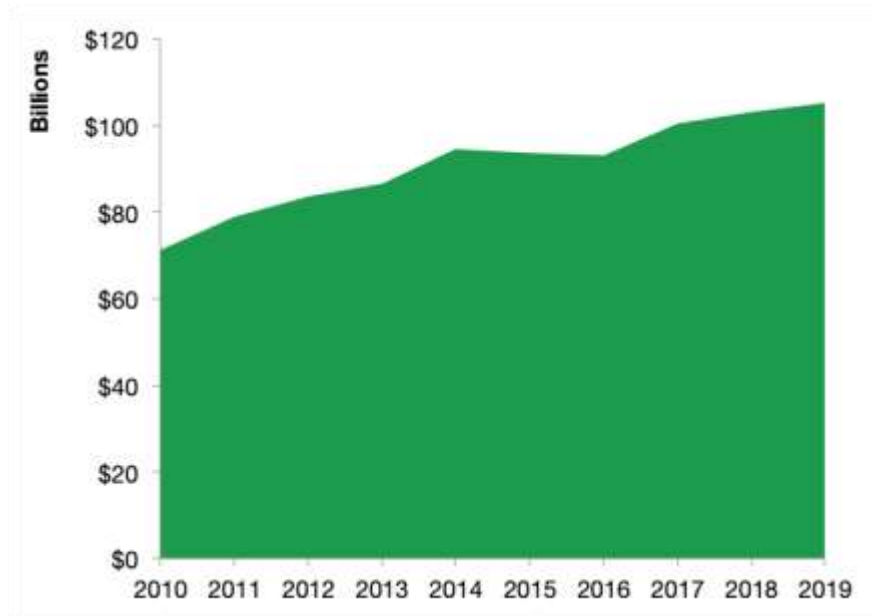
New York Services Exports

U.S. Services Supply the World

New York has seen a rise in overall services exports since 2010, boosting state economic growth and jobs, and contributing to the overall U.S. services trade surplus of \$289 billion in 2019.

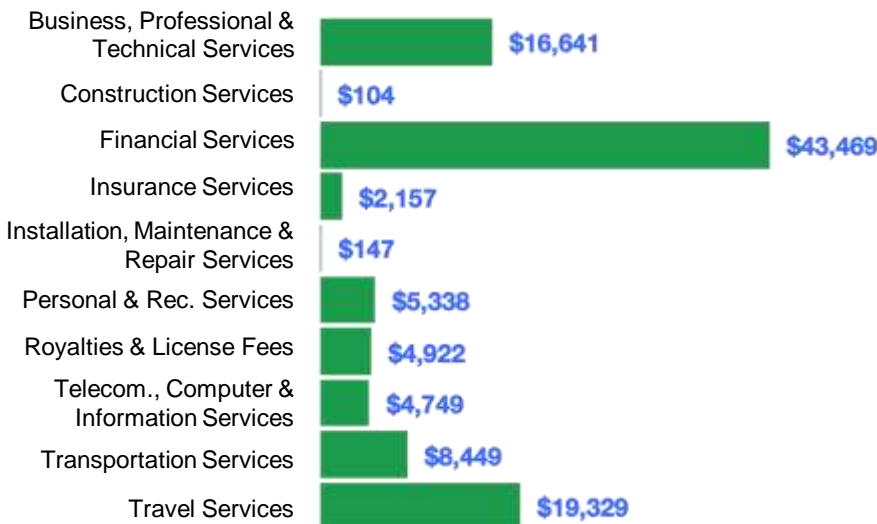
The U.S. services industries are the most competitive and innovative in the world. They provide new economic opportunities and contribute to the successful production of manufacturing and agriculture in the United States and abroad.

2010	2019
\$71.2 billion	\$105 billion



New York Services Exports Support 610,800 Jobs

New York Services Exports by Sector, 2019 (\$ millions)



New York Services Exports to Select Countries, 2019

- To China:** \$5.9 billion in services exports supporting 45,700 jobs
- To Canada:** \$9.2 billion in services exports supporting 53,900 jobs
- To Mexico:** \$3.4 billion in services exports supporting 23,900 jobs
- To Korea:** \$2.1 billion in services exports supporting 14,600 jobs
- To Japan:** \$5.0 billion in services exports supporting 28,300 jobs
- To EU:** \$21 billion in services exports supporting 118,500 jobs
- To UK:** \$12.9 billion in services exports supporting 69,300 jobs

* Sources: National data from the U.S. Bureau of Economic Analysis, state export and jobs data from The Trade Partnership.
Copyright 2021. The Coalition of Services Industries. All rights reserved.

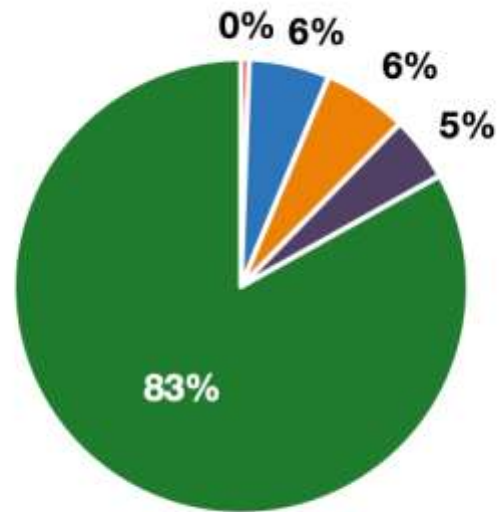
For more information on all fifty states, please visit servicescoalition.org/exports or contact admin@uscsi.org

New York

Services Fuel U.S. Jobs and Growth

Services fuel America's economic growth and jobs, generating more than 77 percent of employment in the United States and 68 percent of GDP. Services are a major component of the manufacturing and agricultural sectors, and they boost the competitiveness of those sectors.

In New York, services accounted for 83 percent of all jobs in 2019. The top services sector for employment was educational, health care, and social assistance services, which alone employed 2,760,300 New York workers.



New York Industries Employ **9.6 Million** Workers

New York Jobs by Sector and Services Subsector, 2019

Agriculture, Forestry, & Mining	55,800
Construction	575,700
Manufacturing	551,700
Public Administration	442,500
Total Services	7,985,300
<i>Wholesale Trade</i>	218,900
<i>Retail Trade</i>	926,500
<i>Transportation, Warehousing, & Utilities</i>	550,300
<i>Information</i>	275,400
<i>Finance, Insurance, & Real Estate</i>	750,600
<i>Professional, Scientific, & Management</i>	1,168,400
<i>Education, Health Care, & Social Assistance</i>	2,760,300
<i>Arts, Entertainment, Accommodation, & Food</i>	906,600
<i>Other Services</i>	428,400