

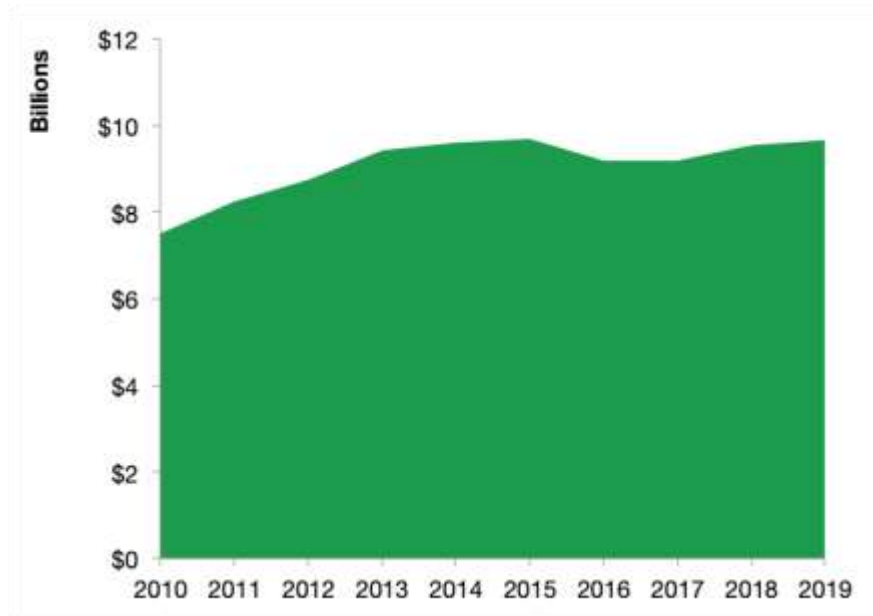
Nevada

Nevada Services Exports

U.S. Services Supply the World

Nevada has seen a rise in overall services exports since 2010, boosting state economic growth and jobs, and contributing to the overall U.S. services trade surplus of \$289 billion in 2019.

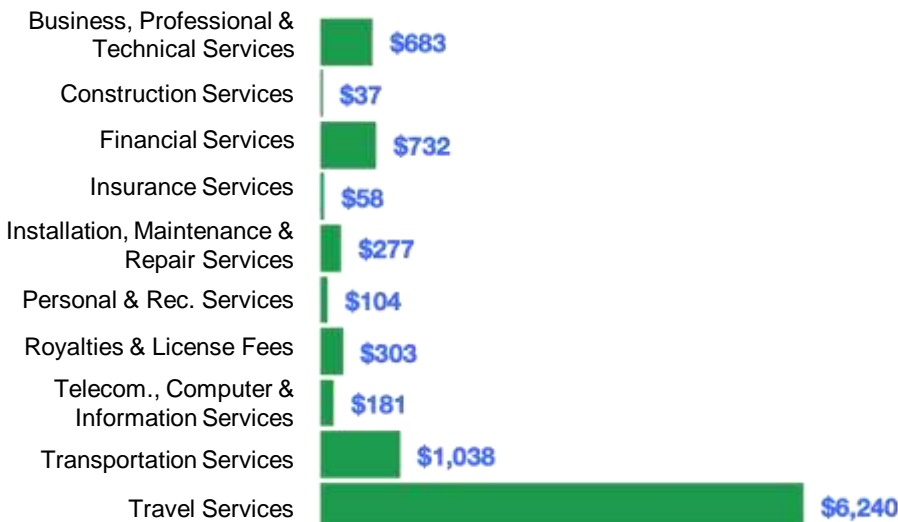
The U.S. services industries are the most competitive and innovative in the world. They provide new economic opportunities and contribute to the successful production of manufacturing and agriculture in the United States and abroad.



2010	2019
\$7.5 billion	\$9.7 billion

Nevada Services Exports Support 78,900 Jobs

Nevada Services Exports by Sector, 2019 (\$ millions)



Nevada Services Exports to Select Countries, 2019

- To China:** \$777 million in services exports supporting 6,640 jobs
- To Canada:** \$966 million in services exports supporting 7,940 jobs
- To Mexico:** \$758 million in services exports supporting 6,740 jobs
- To Korea:** \$314 million in services exports supporting 2,620 jobs
- To Japan:** \$573 million in services exports supporting 4,460 jobs
- To EU:** \$1.7 billion in services exports supporting 13,500 jobs
- To UK:** \$830 million in services exports supporting 6,560 jobs

* Sources: National data from the U.S. Bureau of Economic Analysis, state export and jobs data from The Trade Partnership.
Copyright 2021. The Coalition of Services Industries. All rights reserved.

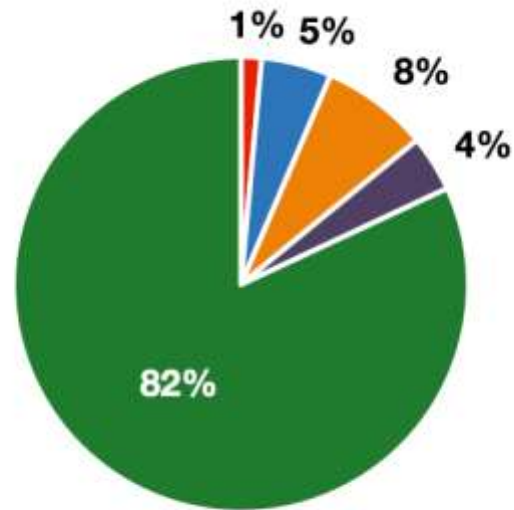
For more information on all fifty states, please visit servicescoalition.org/exports or contact admin@uscis.org

Nevada

Services Fuel U.S. Jobs and Growth

Services fuel America's economic growth and jobs, generating more than 77 percent of employment in the United States and 68 percent of GDP. Services are a major component of the manufacturing and agricultural sectors, and they boost the competitiveness of those sectors.

In Nevada, services accounted for 82 percent of all jobs in 2019. The top services sector for employment was arts, entertainment, accommodation, and food services, which alone employed 343,100 Nevada workers.



Nevada Industries Employ **1.5 Million** Workers

Nevada Jobs by Sector and Services Subsector, 2019

Agriculture, Forestry, & Mining	21,600
Construction	112,800
Manufacturing	73,800
Public Administration	59,000
Total Services	1,212,600
<i>Wholesale Trade</i>	28,600
<i>Retail Trade</i>	165,900
<i>Transportation, Warehousing, & Utilities</i>	98,200
<i>Information</i>	23,200
<i>Finance, Insurance, & Real Estate</i>	77,300
<i>Professional, Scientific, & Management</i>	166,000
<i>Education, Health Care, & Social Assistance</i>	240,000
<i>Arts, Entertainment, Accommodation, & Food</i>	343,100
<i>Other Services</i>	70,200