

## New Jersey

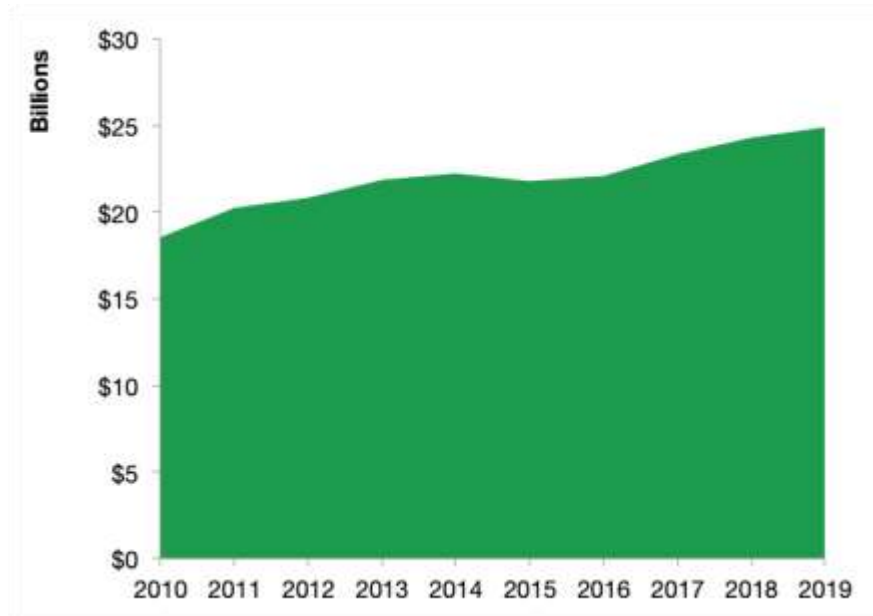
### New Jersey Services Exports

#### U.S. Services Supply the World

New Jersey has seen a rise in overall services exports since 2010, boosting state economic growth and jobs, and contributing to the overall U.S. services trade surplus of \$289 billion in 2019.

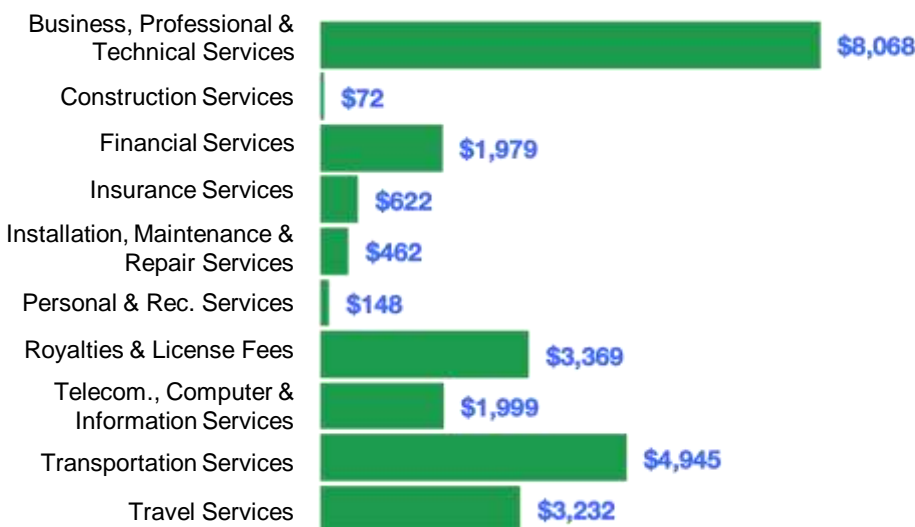
The U.S. services industries are the most competitive and innovative in the world. They provide new economic opportunities and contribute to the successful production of manufacturing and agriculture in the United States and abroad.

2010	2019
<b>\$18.5 billion</b>	<b>\$24.9 billion</b>



## New Jersey Services Exports Support 149,200 Jobs

### New Jersey Services Exports by Sector, 2019 (\$ millions)



### New Jersey Services Exports to Select Countries, 2019

- To China:** \$1.3 billion in services exports supporting 9,250 jobs
- To Canada:** \$1.8 billion in services exports supporting 10,800 jobs
- To Mexico:** \$757 million in services exports supporting 5,150 jobs
- To Korea:** \$687 million in services exports supporting 4,210 jobs
- To Japan:** \$1.5 billion in services exports supporting 8,310 jobs
- To EU:** \$6.9 billion in services exports supporting 40,200 jobs
- To UK:** \$2.1 billion in services exports supporting 12,500 jobs

\* Sources: National data from the U.S. Bureau of Economic Analysis, state export and jobs data from The Trade Partnership.  
Copyright 2021. The Coalition of Services Industries. All rights reserved.

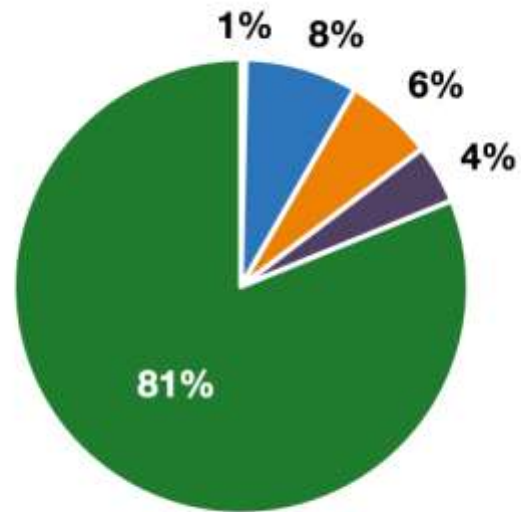
For more information on all fifty states, please visit [servicescoalition.org/exports](https://servicescoalition.org/exports) or contact [admin@uscis.org](mailto:admin@uscis.org)

## New Jersey

### Services Fuel U.S. Jobs and Growth

Services fuel America's economic growth and jobs, generating more than 77 percent of employment in the United States and 68 percent of GDP. Services are a major component of the manufacturing and agricultural sectors, and they boost the competitiveness of those sectors.

In New Jersey, services accounted for 81 percent of all jobs in 2019. The top services sector for employment was educational, health care, and social assistance services, which alone employed 1,092,200 New Jersey workers.



New Jersey Industries Employ 4.5 Million Workers

## New Jersey Jobs by Sector and Services Subsector, 2019

Agriculture, Forestry, & Mining	15,900
Construction	283,700
Manufacturing	359,700
Public Administration	188,400
<b>Total Services</b>	<b>3,649,100</b>
<i>Wholesale Trade</i>	144,000
<i>Retail Trade</i>	462,800
<i>Transportation, Warehousing, &amp; Utilities</i>	298,300
<i>Information</i>	106,000
<i>Finance, Insurance, &amp; Real Estate</i>	386,700
<i>Professional, Scientific, &amp; Management</i>	614,300
<i>Education, Health Care, &amp; Social Assistance</i>	1,092,200
<i>Arts, Entertainment, Accommodation, &amp; Food</i>	358,300
<i>Other Services</i>	186,500