

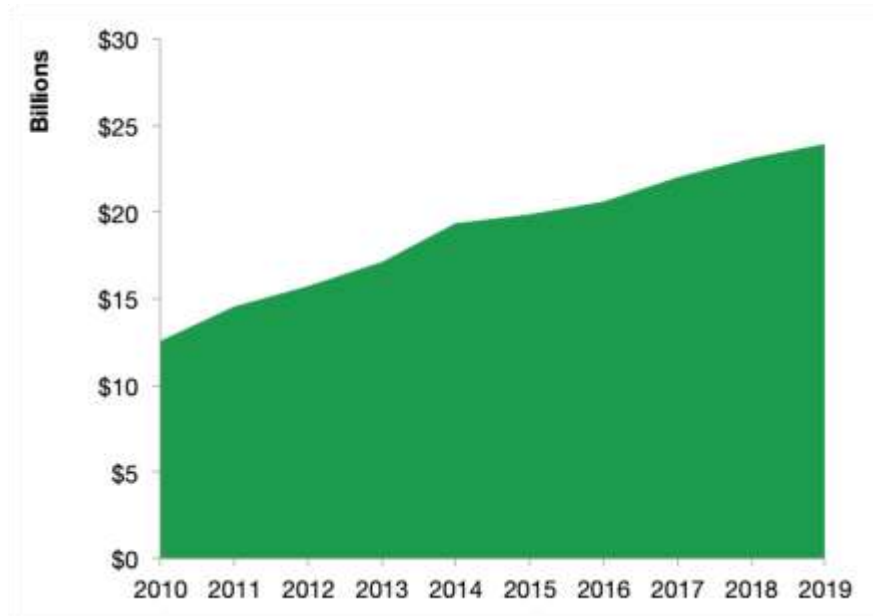
North Carolina

North Carolina Services Exports

U.S. Services Supply the World

North Carolina has seen a rise in overall services exports since 2010, boosting state economic growth and jobs, and contributing to the overall U.S. services trade surplus of \$289 billion in 2019.

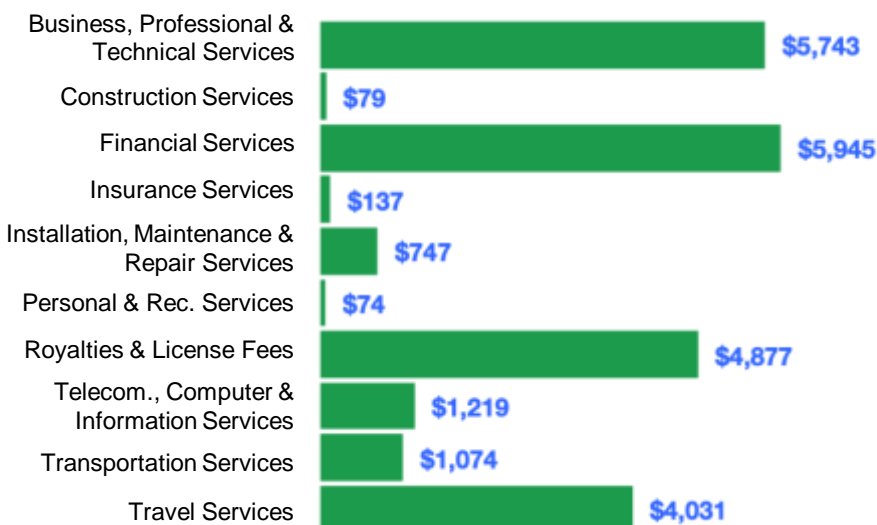
The U.S. services industries are the most competitive and innovative in the world. They provide new economic opportunities and contribute to the successful production of manufacturing and agriculture in the United States and abroad.



2010	2019
\$12.5 billion	\$23.9 billion

North Carolina Services Exports Support 139,300 Jobs

North Carolina Services Exports by Sector, 2019 (\$ millions)



North Carolina Services Exports to Select Countries, 2019

- To China:** \$1.4 billion in services exports supporting 9,870 jobs
- To Canada:** \$1.6 billion in services exports supporting 9,910 jobs
- To Mexico:** \$887 million in services exports supporting 6,080 jobs
- To Korea:** \$597 million in services exports supporting 3,720 jobs
- To Japan:** \$1.3 billion in services exports supporting 7,110 jobs
- To EU:** \$6.2 billion in services exports supporting 33,700 jobs
- To UK:** \$2.2 billion in services exports supporting 12,900 jobs

* Sources: National data from the U.S. Bureau of Economic Analysis, state export and jobs data from The Trade Partnership.
Copyright 2021. The Coalition of Services Industries. All rights reserved.

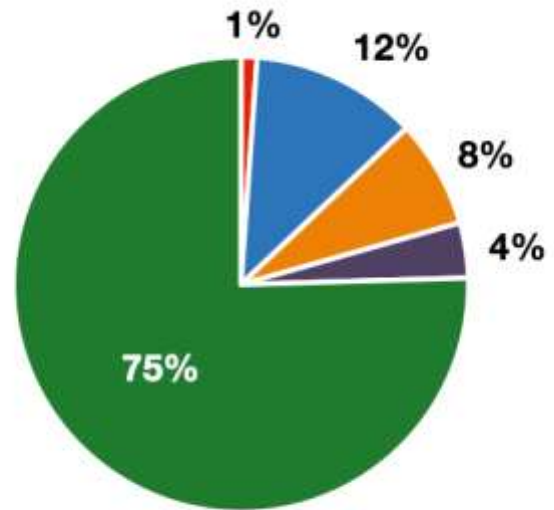
For more information on all fifty states, please visit servicescoalition.org/exports or contact admin@usci.org

North Carolina

Services Fuel U.S. Jobs and Growth

Services fuel America's economic growth and jobs, generating more than 77 percent of employment in the United States and 68 percent of GDP. Services are a major component of the manufacturing and agricultural sectors, and they boost the competitiveness of those sectors.

In North Carolina, services accounted for 75 percent of all jobs in 2019. The top services sector for employment was educational, health care, and social assistance services, which alone employed 1,124,900 North Carolina workers.



North Carolina Industries Employ **4.9 Million** Workers

North Carolina Jobs by Sector and Services Subsector, 2019

Agriculture, Forestry, & Mining	56,400
Construction	378,800
Manufacturing	583,200
Public Administration	193,000
Total Services	3,726,500
<i>Wholesale Trade</i>	123,200
<i>Retail Trade</i>	549,700
<i>Transportation, Warehousing, & Utilities</i>	251,100
<i>Information</i>	76,700
<i>Finance, Insurance, & Real Estate</i>	317,800
<i>Professional, Scientific, & Management</i>	553,300
<i>Education, Health Care, & Social Assistance</i>	1,124,900
<i>Arts, Entertainment, Accommodation, & Food</i>	493,100
<i>Other Services</i>	236,600