

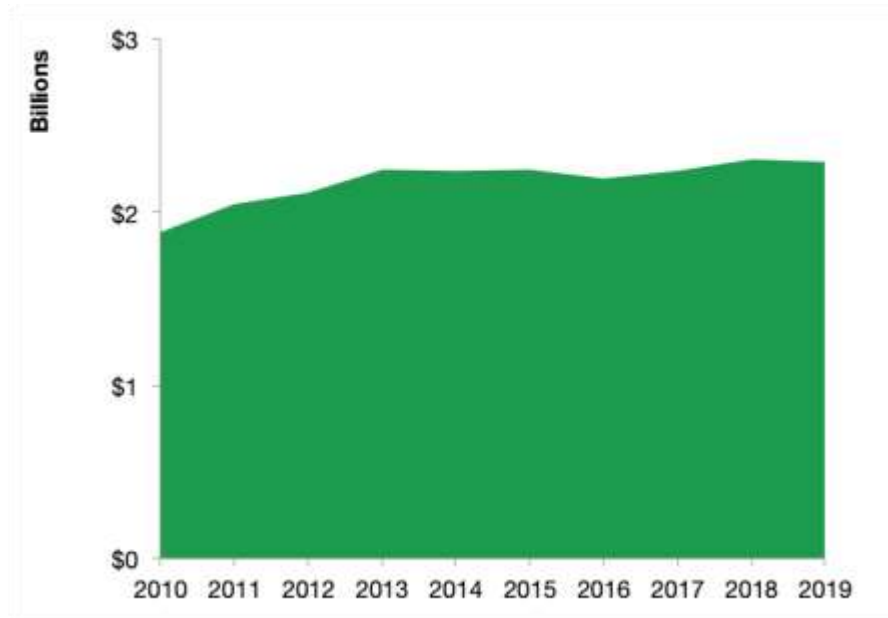
## Mississippi

### Mississippi Services Exports

#### U.S. Services Supply the World

Mississippi has seen a rise in overall services exports since 2010, boosting state economic growth and jobs, and contributing to the overall U.S. services trade surplus of \$289 billion in 2019.

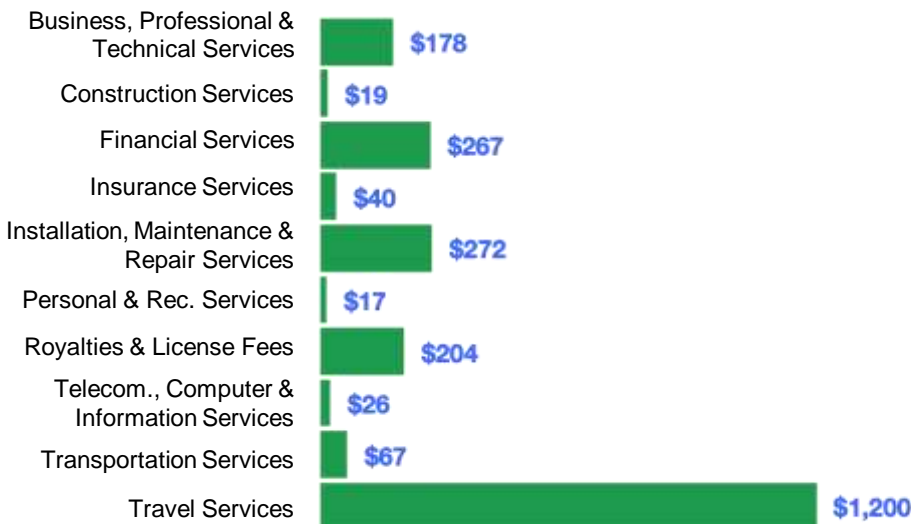
The U.S. services industries are the most competitive and innovative in the world. They provide new economic opportunities and contribute to the successful production of manufacturing and agriculture in the United States and abroad.



2010	2019
<b>\$1.9 billion</b>	<b>\$2.3 billion</b>

### Mississippi Services Exports Support 17,700 Jobs

#### Mississippi Services Exports by Sector, 2019 (\$ millions)



#### Mississippi Services Exports to Select Countries, 2019

- To China:** \$186 million in services exports supporting 1,550 jobs
- To Canada:** \$196 million in services exports supporting 1,580 jobs
- To Mexico:** \$148 million in services exports supporting 1,280 jobs
- To Korea:** \$69 million in services exports supporting 560 jobs
- To Japan:** \$127 million in services exports supporting 940 jobs
- To EU:** \$417 million in services exports supporting 3,070 jobs
- To UK:** \$199 million in services exports supporting 1,470 jobs

\* Sources: National data from the U.S. Bureau of Economic Analysis, state export and jobs data from The Trade Partnership.  
Copyright 2021. The Coalition of Services Industries. All rights reserved.

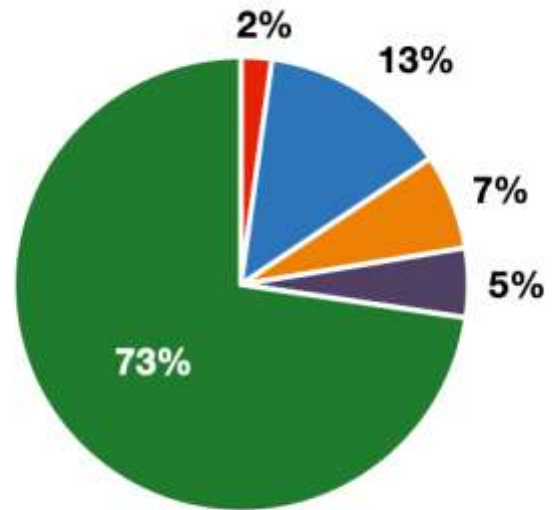
For more information on all fifty states, please visit [servicescoalition.org/exports](https://servicescoalition.org/exports) or contact [admin@uscisi.org](mailto:admin@uscisi.org)

## Mississippi

### Services Fuel U.S. Jobs and Growth

Services fuel America's economic growth and jobs, generating more than 77 percent of employment in the United States and 68 percent of GDP. Services are a major component of the manufacturing and agricultural sectors, and they boost the competitiveness of those sectors.

In Mississippi, services accounted for 73 percent of all jobs in 2019. The top services sector for employment was educational, health care, and social assistance services, which alone employed 314,300 Mississippi workers.



■ Services 
 ■ Agriculture 
 ■ Manufacturing 
 ■ Construction 
 ■ Public Administration

Mississippi Industries Employ **1.2 Million** Workers

## Mississippi Jobs by Sector and Services Subsector, 2019

Agriculture, Forestry, & Mining	<b>27,200</b>
Construction	<b>84,000</b>
Manufacturing	<b>167,000</b>
Public Administration	<b>60,900</b>
<b>Total Services</b>	<b>901,700</b>
<i>Wholesale Trade</i>	33,000
<i>Retail Trade</i>	135,100
<i>Transportation, Warehousing, &amp; Utilities</i>	84,700
<i>Information</i>	13,200
<i>Finance, Insurance, &amp; Real Estate</i>	57,900
<i>Professional, Scientific, &amp; Management</i>	81,700
<i>Education, Health Care, &amp; Social Assistance</i>	314,300
<i>Arts, Entertainment, Accommodation, &amp; Food</i>	120,900
<i>Other Services</i>	61,000