

## Missouri

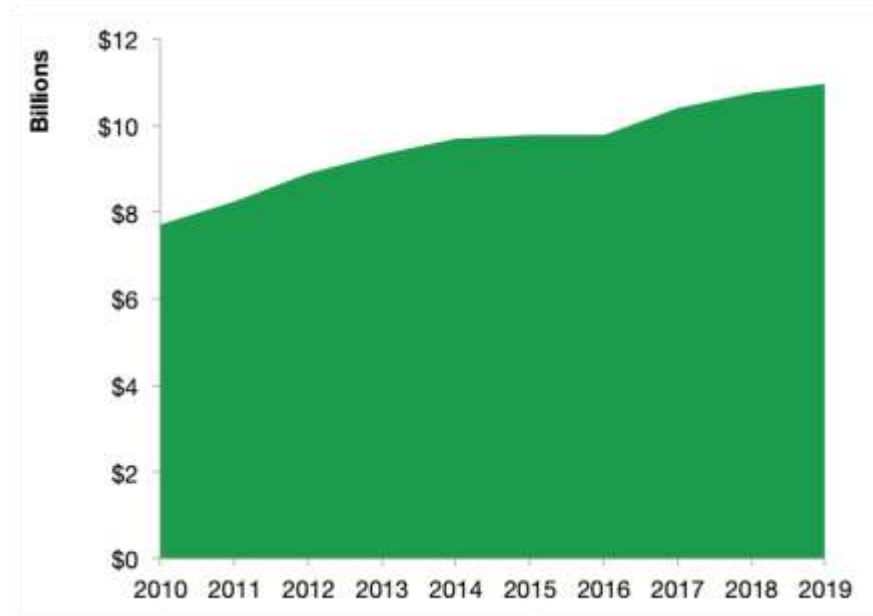
### Missouri Services Exports

#### U.S. Services Supply the World

Missouri has seen a rise in overall services exports since 2010, boosting state economic growth and jobs, and contributing to the overall U.S. services trade surplus of \$289 billion in 2019.

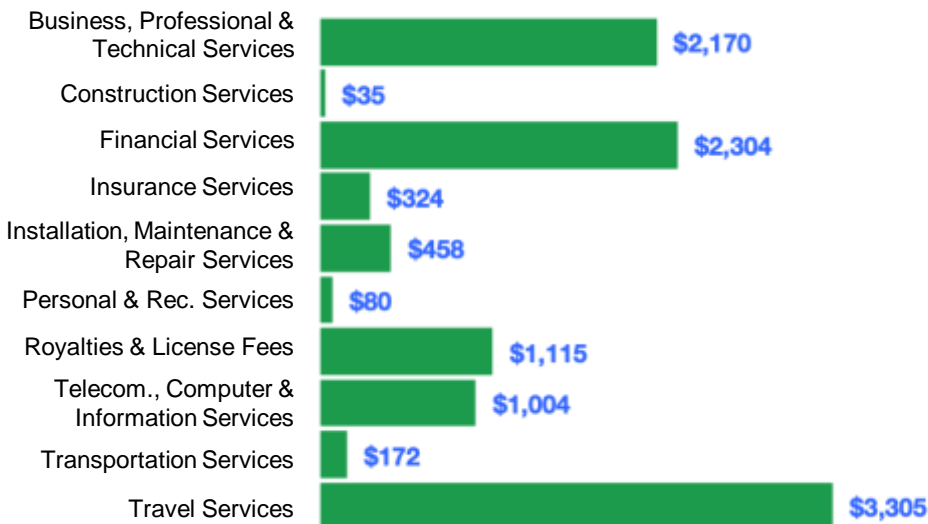
The U.S. services industries are the most competitive and innovative in the world. They provide new economic opportunities and contribute to the successful production of manufacturing and agriculture in the United States and abroad.

2010	2019
<b>\$7.7 billion</b>	<b>\$11.0 billion</b>



## Missouri Services Exports Support **73,000** Jobs

### Missouri Services Exports by Sector, 2019 (\$ millions)



### Missouri Services Exports to Select Countries, 2019

- To China:** \$796 million in services exports supporting **6,520 jobs**
- To Canada:** \$1.0 billion in services exports supporting **6,630 jobs**
- To Mexico:** \$509 million in services exports supporting **3,910 jobs**
- To Korea:** \$291 million in services exports supporting **2,150 jobs**
- To Japan:** \$613 million in services exports supporting **3,820 jobs**
- To EU:** \$2.3 billion in services exports supporting **14,000 jobs**
- To UK:** \$1.1 billion in services exports supporting **6,620 jobs**

\* Sources: National data from the U.S. Bureau of Economic Analysis, state export and jobs data from The Trade Partnership.  
Copyright 2021. The Coalition of Services Industries. All rights reserved.

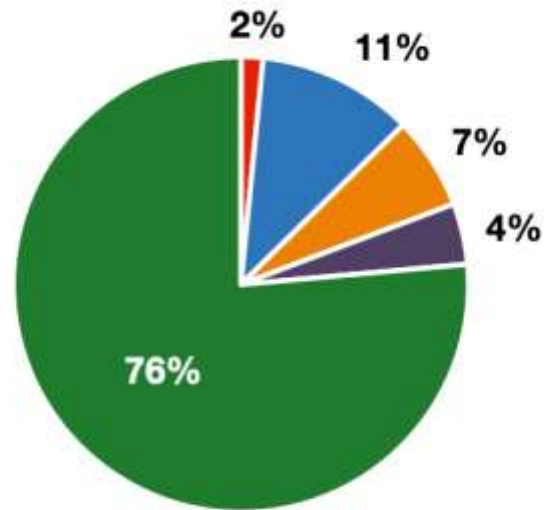
For more information on all fifty states, please visit [servicescoalition.org/exports](https://servicescoalition.org/exports) or contact [admin@uscsi.org](mailto:admin@uscsi.org)

## Missouri

### Services Fuel U.S. Jobs and Growth

Services fuel America's economic growth and jobs, generating more than 77 percent of employment in the United States and 68 percent of GDP. Services are a major component of the manufacturing and agricultural sectors, and they boost the competitiveness of those sectors.

In Missouri, services accounted for 76 percent of all jobs in 2019. The top services sector for employment was educational, health care, and social assistance services, which alone employed 711,000 Missouri workers.



■ Services 
 ■ Agriculture 
 ■ Manufacturing 
 ■ Construction 
 ■ Public Administration

Missouri Industries Employ **2.9 Million** Workers

## Missouri Jobs by Sector and Services Subsector, 2019

Agriculture, Forestry, & Mining	46,100
Construction	194,500
Manufacturing	325,600
Public Administration	127,400
<b>Total Services</b>	<b>2,248,800</b>
<i>Wholesale Trade</i>	79,500
<i>Retail Trade</i>	331,900
<i>Transportation, Warehousing, &amp; Utilities</i>	171,900
<i>Information</i>	51,300
<i>Finance, Insurance, &amp; Real Estate</i>	209,200
<i>Professional, Scientific, &amp; Management</i>	290,300
<i>Education, Health Care, &amp; Social Assistance</i>	711,000
<i>Arts, Entertainment, Accommodation, &amp; Food</i>	269,300
<i>Other Services</i>	134,300