

Michigan

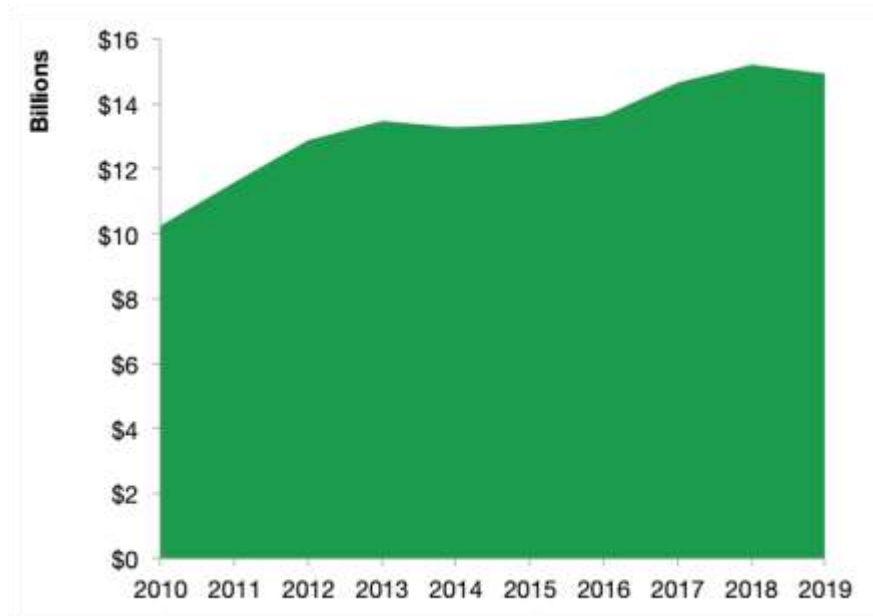
Michigan Services Exports

U.S. Services Supply the World

Michigan has seen a rise in overall services exports since 2010, boosting state economic growth and jobs, and contributing to the overall U.S. services trade surplus of \$289 billion in 2019.

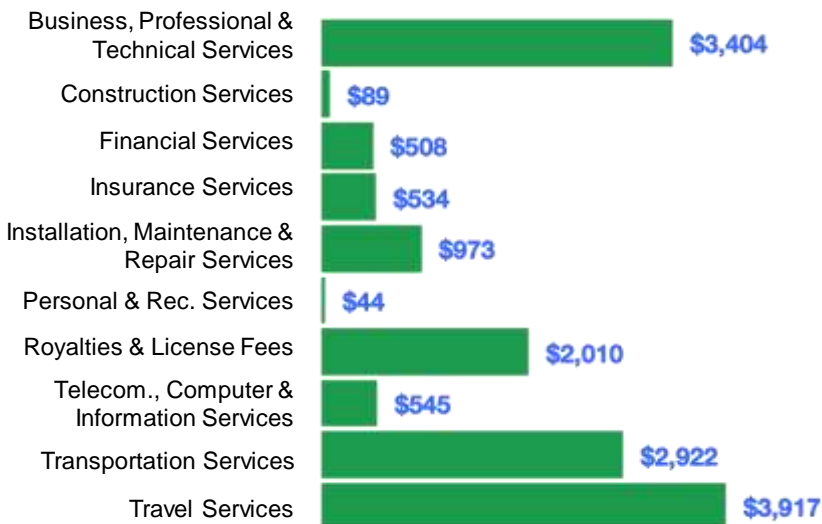
The U.S. services industries are the most competitive and innovative in the world. They provide new economic opportunities and contribute to the successful production of manufacturing and agriculture in the United States and abroad.

2010	2019
\$10.2 billion	\$14.9 billion



Michigan Services Exports Support 98,800 Jobs

Michigan Services Exports by Sector, 2019 (\$ millions)



Michigan Services Exports to Select Countries, 2019

- To China:** \$1.1 billion in services exports supporting 9,200 jobs
- To Canada:** \$2.3 billion in services exports supporting 13,700 jobs
- To Mexico:** \$594 million in services exports supporting 4,480 jobs
- To Korea:** \$490 million in services exports supporting 3,380 jobs
- To Japan:** \$844 million in services exports supporting 5,080 jobs
- To EU:** \$3.0 billion in services exports supporting 18,400 jobs
- To UK:** \$1.1 billion in services exports supporting 7,340 jobs

* Sources: National data from the U.S. Bureau of Economic Analysis, state export and jobs data from The Trade Partnership. Copyright 2021. The Coalition of Services Industries. All rights reserved.

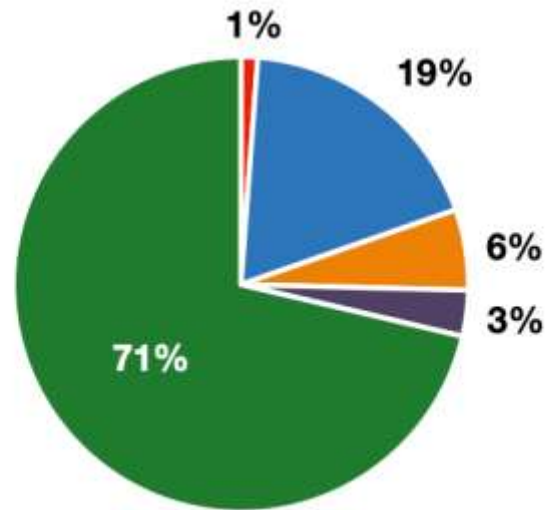
For more information on all fifty states, please visit servicescoalition.org/exports or contact admin@uscisi.org

Michigan

Services Fuel U.S. Jobs and Growth

Services fuel America's economic growth and jobs, generating more than 77 percent of employment in the United States and 68 percent of GDP. Services are a major component of the manufacturing and agricultural sectors, and they boost the competitiveness of those sectors.

In Michigan, services accounted for 71 percent of all jobs in 2019. The top services sector for employment was educational, health care, and social assistance services, which alone employed 1,110,700 Michigan workers.



Michigan Industries Employ **4.8 Million** Workers

Michigan Jobs by Sector and Services Subsector, 2019

Agriculture, Forestry, & Mining	56,500
Construction	272,100
Manufacturing	878,900
Public Administration	154,800
Total Services	3,392,700
<i>Wholesale Trade</i>	115,000
<i>Retail Trade</i>	497,100
<i>Transportation, Warehousing, & Utilities</i>	207,400
<i>Information</i>	57,000
<i>Finance, Insurance, & Real Estate</i>	258,600
<i>Professional, Scientific, & Management</i>	450,600
<i>Education, Health Care, & Social Assistance</i>	1,110,700
<i>Arts, Entertainment, Accommodation, & Food</i>	471,400
<i>Other Services</i>	224,800