

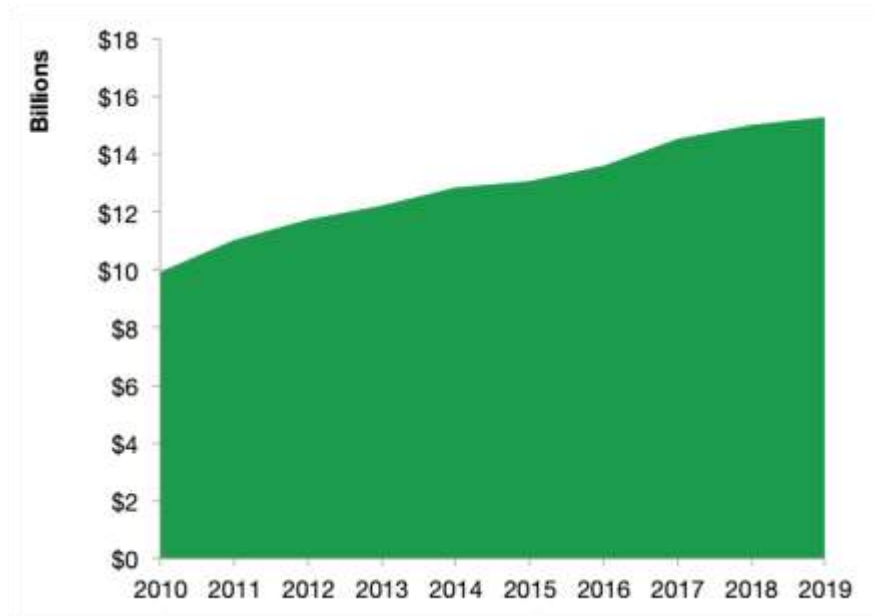
Maryland

Maryland Services Exports

U.S. Services Supply the World

Maryland has seen a rise in overall services exports since 2010, boosting state economic growth and jobs, and contributing to the overall U.S. services trade surplus of \$289 billion in 2019.

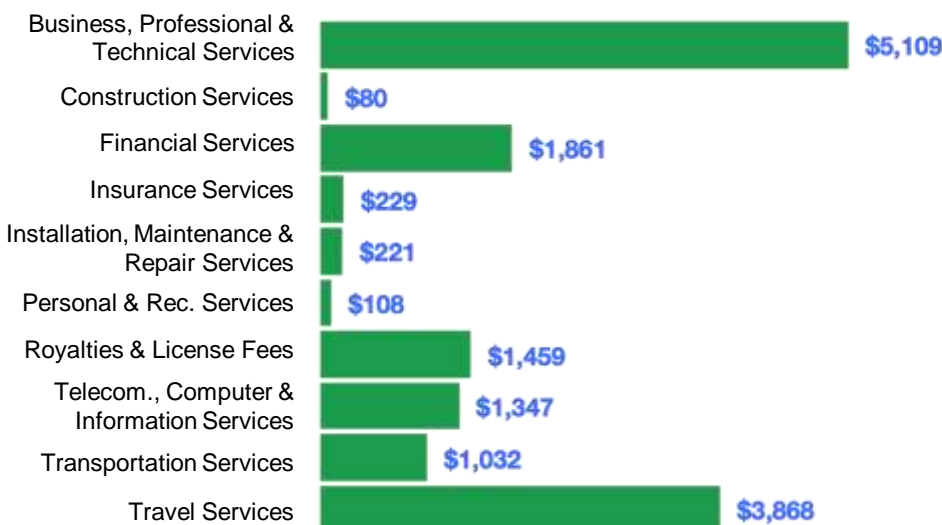
The U.S. services industries are the most competitive and innovative in the world. They provide new economic opportunities and contribute to the successful production of manufacturing and agriculture in the United States and abroad.



2010	2019
\$9.9 billion	\$15.3 billion

Maryland Services Exports Support 102,500 Jobs

Maryland Services Exports by Sector, 2019 (\$ millions)



Maryland Services Exports to Select Countries, 2019

- To China:** \$910 million in services exports supporting 7,720 jobs
- To Canada:** \$1.0 billion in services exports supporting 7,270 jobs
- To Mexico:** \$579 million in services exports supporting 4,590 jobs
- To Korea:** \$387 million in services exports supporting 2,870 jobs
- To Japan:** \$909 million in services exports supporting 5,610 jobs
- To EU:** \$3.8 billion in services exports supporting 24,100 jobs
- To UK:** \$1.2 billion in services exports supporting 8,360 jobs

* Sources: National data from the U.S. Bureau of Economic Analysis, state export and jobs data from The Trade Partnership.
Copyright 2021. The Coalition of Services Industries. All rights reserved.

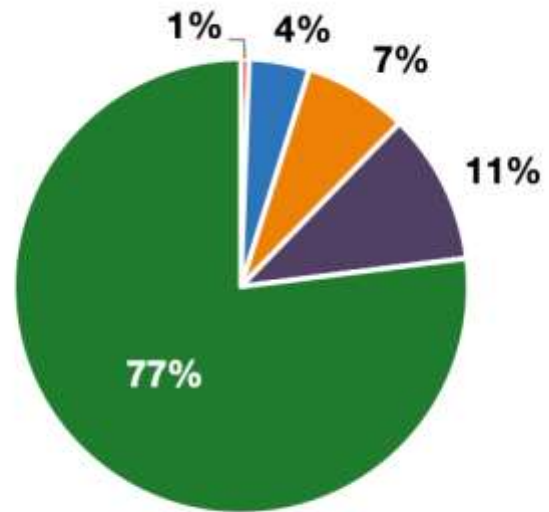
For more information on all fifty states, please visit servicescoalition.org/exports or contact admin@uscis.org

Maryland

Services Fuel U.S. Jobs and Growth

Services fuel America's economic growth and jobs, generating more than 77 percent of employment in the United States and 68 percent of GDP. Services are a major component of the manufacturing and agricultural sectors, and they boost the competitiveness of those sectors.

In Maryland, services accounted for 77 percent of all jobs in 2019. The top services sector for employment was educational, health care, and social assistance services, which alone employed 739,000 Maryland workers.



■ Services
 ■ Agriculture
 ■ Manufacturing
 ■ Construction
 ■ Public Administration

Maryland Industries Employ **3.1 Million** Workers

Maryland Jobs by Sector and Services Subsector, 2019

Agriculture, Forestry, & Mining	17,800
Construction	229,000
Manufacturing	133,400
Public Administration	333,200
Total Services	2,385,500
<i>Wholesale Trade</i>	52,000
<i>Retail Trade</i>	279,000
<i>Transportation, Warehousing, & Utilities</i>	150,100
<i>Information</i>	47,600
<i>Finance, Insurance, & Real Estate</i>	178,400
<i>Professional, Scientific, & Management</i>	495,900
<i>Education, Health Care, & Social Assistance</i>	739,000
<i>Arts, Entertainment, Accommodation, & Food</i>	266,300
<i>Other Services</i>	177,100