

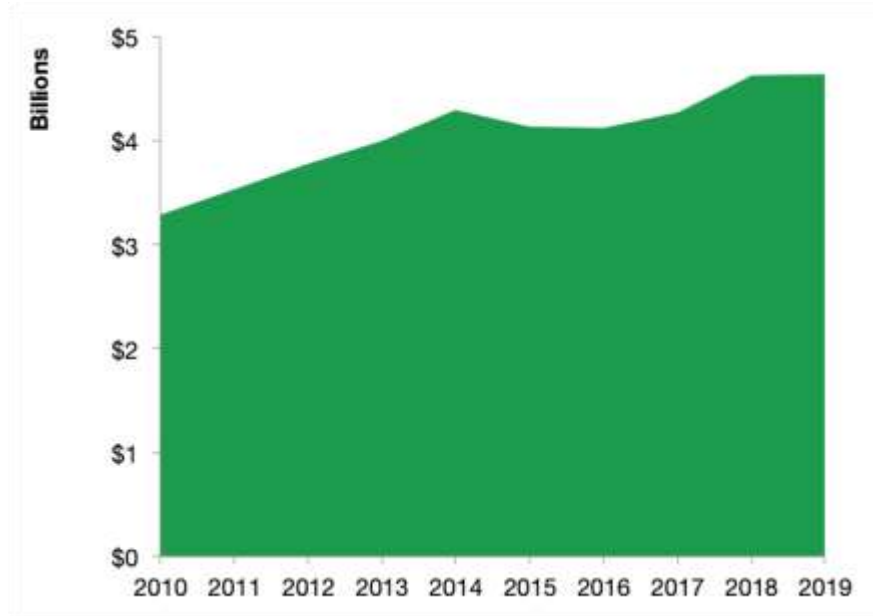
Kentucky

Kentucky Services Exports

U.S. Services Supply the World

Kentucky has seen a rise in overall services exports since 2010, boosting state economic growth and jobs, and contributing to the overall U.S. services trade surplus of \$289 billion in 2019.

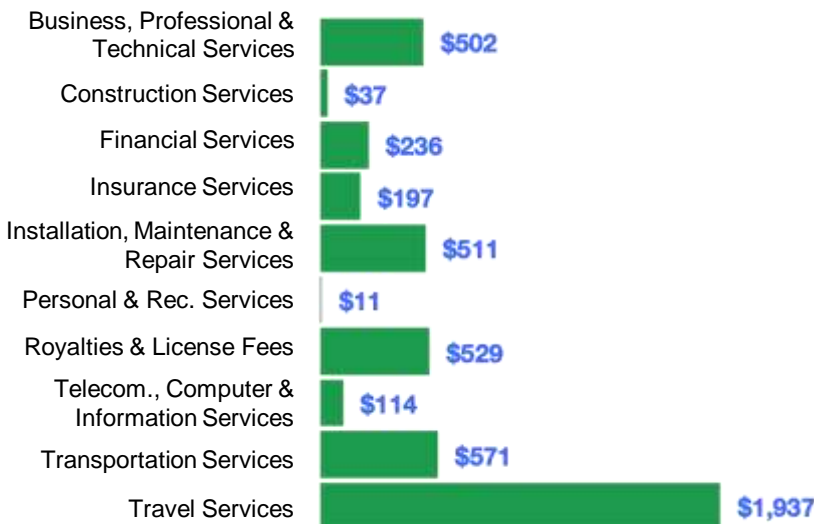
The U.S. services industries are the most competitive and innovative in the world. They provide new economic opportunities and contribute to the successful production of manufacturing and agriculture in the United States and abroad.



2010	2019
\$3.3 billion	\$4.6 billion

Kentucky Services Exports Support 32,300 Jobs

Kentucky Services Exports by Sector, 2019 (\$ millions)



Kentucky Services Exports to Select Countries, 2019

- To China:** \$415 million in services exports supporting 2,980 jobs
- To Canada:** \$364 million in services exports supporting 2,650 jobs
- To Mexico:** \$254 million in services exports supporting 2,020 jobs
- To Korea:** \$153 million in services exports supporting 1,070 jobs
- To Japan:** \$273 million in services exports supporting 1,780 jobs
- To EU:** \$996 million in services exports supporting 6,490 jobs
- To UK:** \$391 million in services exports supporting 2,670 jobs

* Sources: National data from the U.S. Bureau of Economic Analysis, state export and jobs data from The Trade Partnership.
Copyright 2021. The Coalition of Services Industries. All rights reserved.

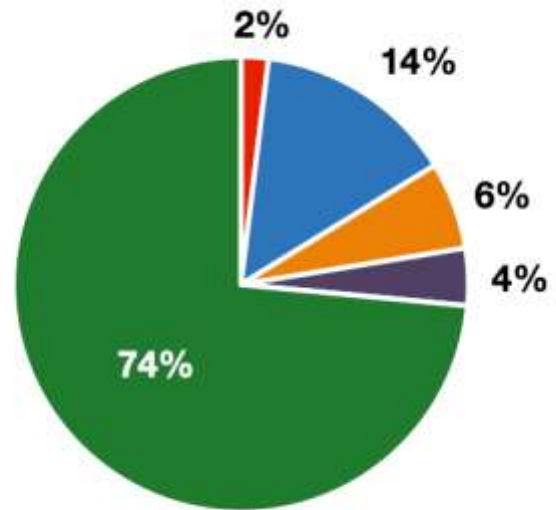
For more information on all fifty states, please visit servicescoalition.org/exports or contact admin@uscis.org

Kentucky

Services Fuel U.S. Jobs and Growth

Services fuel America's economic growth and jobs, generating more than 77 percent of employment in the United States and 68 percent of GDP. Services are a major component of the manufacturing and agricultural sectors, and they boost the competitiveness of those sectors.

In Kentucky, services accounted for 74 percent of all jobs in 2019. The top services sector for employment was educational, health care, and social assistance services, which alone employed 492,900 Kentucky workers.



■ Services
 ■ Agriculture
 ■ Manufacturing
 ■ Construction
 ■ Public Administration

Kentucky Industries Employ **2.0 Million** Workers

Kentucky Jobs by Sector and Services Subsector, 2019

Agriculture, Forestry, & Mining	39,000
Construction	123,900
Manufacturing	285,300
Public Administration	80,900
Total Services	1,468,700
<i>Wholesale Trade</i>	52,200
<i>Retail Trade</i>	240,800
<i>Transportation, Warehousing, & Utilities</i>	126,600
<i>Information</i>	23,900
<i>Finance, Insurance, & Real Estate</i>	105,200
<i>Professional, Scientific, & Management</i>	171,000
<i>Education, Health Care, & Social Assistance</i>	492,900
<i>Arts, Entertainment, Accommodation, & Food</i>	172,400
<i>Other Services</i>	83,700