

Indiana

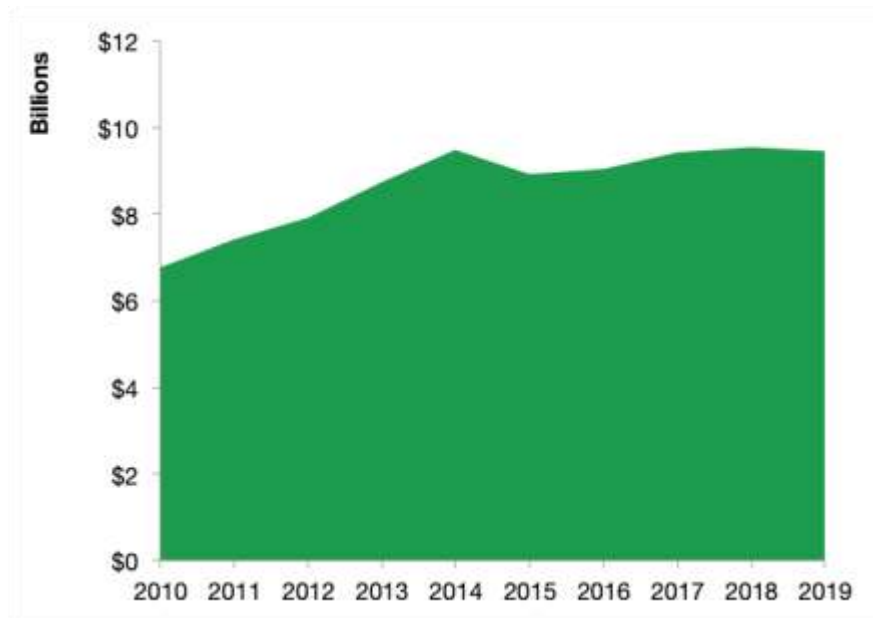
Indiana Services Exports

U.S. Services Supply the World

Indiana has seen a rise in overall services exports since 2010, boosting state economic growth and jobs, and contributing to the overall U.S. services trade surplus of \$289 billion in 2019.

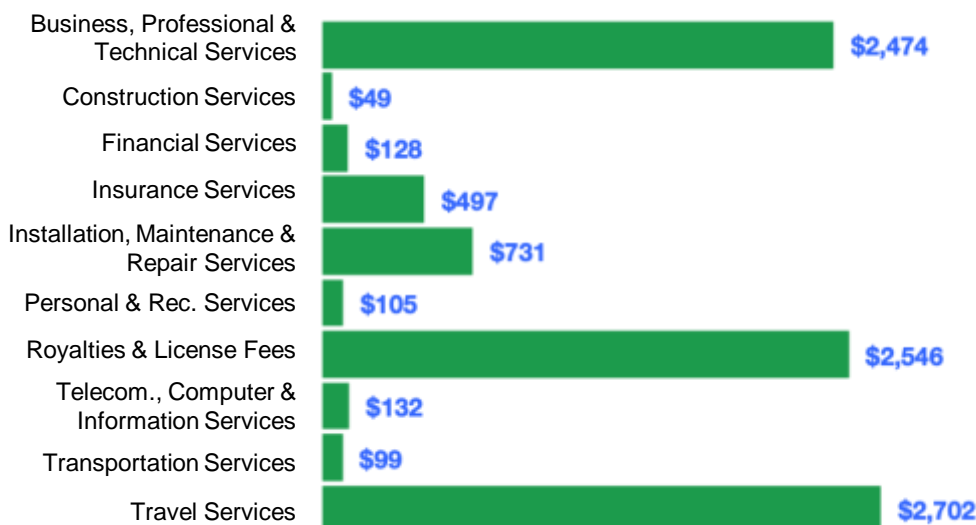
The U.S. services industries are the most competitive and innovative in the world. They provide new economic opportunities and contribute to the successful production of manufacturing and agriculture in the United States and abroad.

2010	2019
\$6.8 billion	\$9.5 billion



Indiana Services Exports Support 59,700 Jobs

Indiana Services Exports by Sector, 2019 (\$ millions)



Indiana Services Exports to Select Countries, 2019

- To China:** \$799 million in services exports supporting 6,650 jobs
- To Canada:** \$568 million in services exports supporting 3,960 jobs
- To Mexico:** \$328 million in services exports supporting 2,500 jobs
- To Korea:** \$295 million in services exports supporting 2,010 jobs
- To Japan:** \$603 million in services exports supporting 3,290 jobs
- To EU:** \$2.3 billion in services exports supporting 12,300 jobs
- To UK:** \$579 million in services exports supporting 3,780 jobs

* Sources: National data from the U.S. Bureau of Economic Analysis, state export and jobs data from The Trade Partnership.
Copyright 2021. The Coalition of Services Industries. All rights reserved.

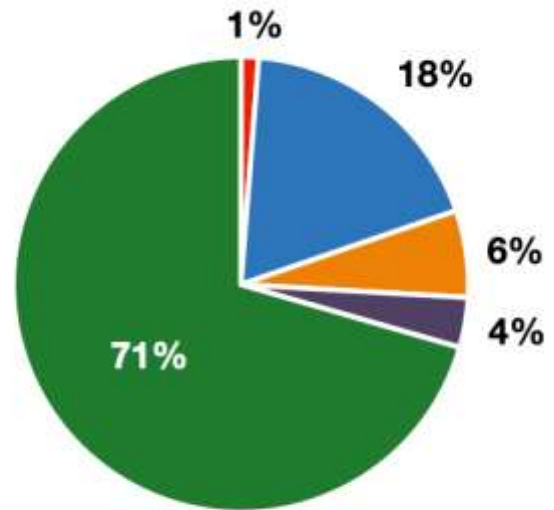
For more information on all fifty states, please visit servicescoalition.org/exports or contact admin@uscsi.org

Indiana

Services Fuel U.S. Jobs and Growth

Services fuel America's economic growth and jobs, generating more than 77 percent of employment in the United States and 68 percent of GDP. Services are a major component of the manufacturing and agricultural sectors, and they boost the competitiveness of those sectors.

In Indiana, services accounted for 71 percent of all jobs in 2019. The top services sector for employment was educational, health care, and social assistance services, which alone employed 756,600 Indiana workers.



■ Services
 ■ Agriculture
 ■ Manufacturing
 ■ Construction
 ■ Public Administration

Indiana Industries Employ **3.3 Million** Workers

Indiana Jobs by Sector and Services Subsector, 2019

Agriculture, Forestry, & Mining	41,100
Construction	201,800
Manufacturing	605,000
Public Administration	115,900
Total Services	2,309,000
<i>Wholesale Trade</i>	82,400
<i>Retail Trade</i>	354,900
<i>Transportation, Warehousing, & Utilities</i>	190,700
<i>Information</i>	43,500
<i>Finance, Insurance, & Real Estate</i>	172,900
<i>Professional, Scientific, & Management</i>	270,800
<i>Education, Health Care, & Social Assistance</i>	756,600
<i>Arts, Entertainment, Accommodation, & Food</i>	289,100
<i>Other Services</i>	148,100