

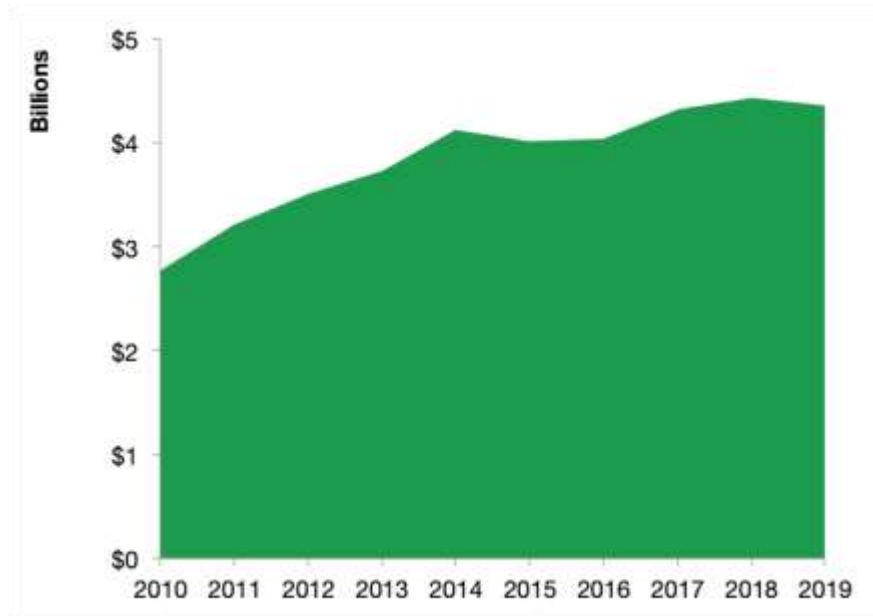
## Iowa

### Iowa Services Exports

#### U.S. Services Supply the World

Iowa has seen a rise in overall services exports since 2010, boosting state economic growth and jobs, and contributing to the overall U.S. services trade surplus of \$289 billion in 2019.

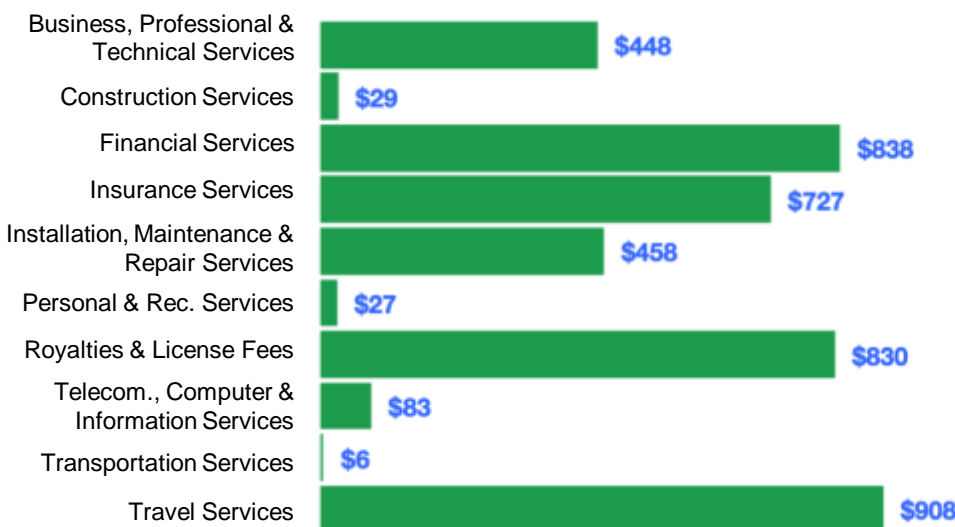
The U.S. services industries are the most competitive and innovative in the world. They provide new economic opportunities and contribute to the successful production of manufacturing and agriculture in the United States and abroad.



2010	2019
<b>\$2.8 billion</b>	<b>\$4.4 billion</b>

## Iowa Services Exports Support 25,400 Jobs

### Iowa Services Exports by Sector, 2019 (\$ millions)



### Iowa Services Exports to Select Countries, 2019

- To China:** \$334 million in services exports supporting 2,280 jobs
- To Canada:** \$327 million in services exports supporting 1,950 jobs
- To Mexico:** \$163 million in services exports supporting 1,080 jobs
- To Korea:** \$116 million in services exports supporting 720 jobs
- To Japan:** \$330 million in services exports supporting 1,760 jobs
- To EU:** \$863 million in services exports supporting 4,700 jobs
- To UK:** \$434 million in services exports supporting 2,430 jobs

\* Sources: National data from the U.S. Bureau of Economic Analysis, state export and jobs data from The Trade Partnership.  
Copyright 2021. The Coalition of Services Industries. All rights reserved.

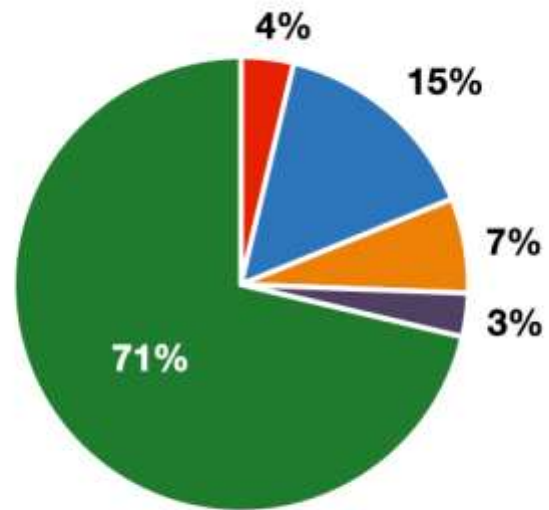
For more information on all fifty states, please visit [servicescoalition.org/exports](https://servicescoalition.org/exports) or contact [admin@usci.org](mailto:admin@usci.org)

## Iowa

### Services Fuel U.S. Jobs and Growth

Services fuel America's economic growth and jobs, generating more than 77 percent of employment in the United States and 68 percent of GDP. Services are a major component of the manufacturing and agricultural sectors, and they boost the competitiveness of those sectors.

In Iowa, services accounted for 71 percent of all jobs in 2019. The top services sector for employment was educational, health care, and social assistance services, which alone employed 398,000 Iowa workers.



■ Services 
 ■ Agriculture 
 ■ Manufacturing 
 ■ Construction 
 ■ Public Administration

Iowa Industries Employ **1.6 Million** Workers

## Iowa Jobs by Sector and Services Subsector, 2019

Agriculture, Forestry, & Mining	60,600
Construction	108,800
Manufacturing	244,900
Public Administration	50,000
<b>Total Services</b>	<b>1,154,200</b>
<i>Wholesale Trade</i>	42,600
<i>Retail Trade</i>	179,900
<i>Transportation, Warehousing, &amp; Utilities</i>	82,300
<i>Information</i>	23,900
<i>Finance, Insurance, &amp; Real Estate</i>	120,600
<i>Professional, Scientific, &amp; Management</i>	124,300
<i>Education, Health Care, &amp; Social Assistance</i>	398,000
<i>Arts, Entertainment, Accommodation, &amp; Food</i>	117,100
<i>Other Services</i>	65,600