

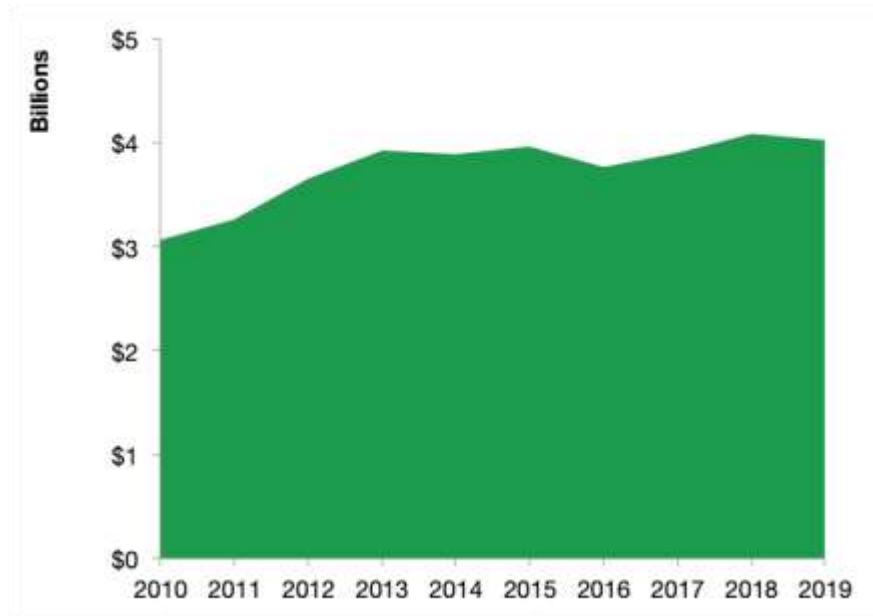
## Hawaii

### Hawaii Services Exports

#### U.S. Services Supply the World

Hawaii has seen a rise in overall services exports since 2010, boosting state economic growth and jobs, and contributing to the overall U.S. services trade surplus of \$289 billion in 2019.

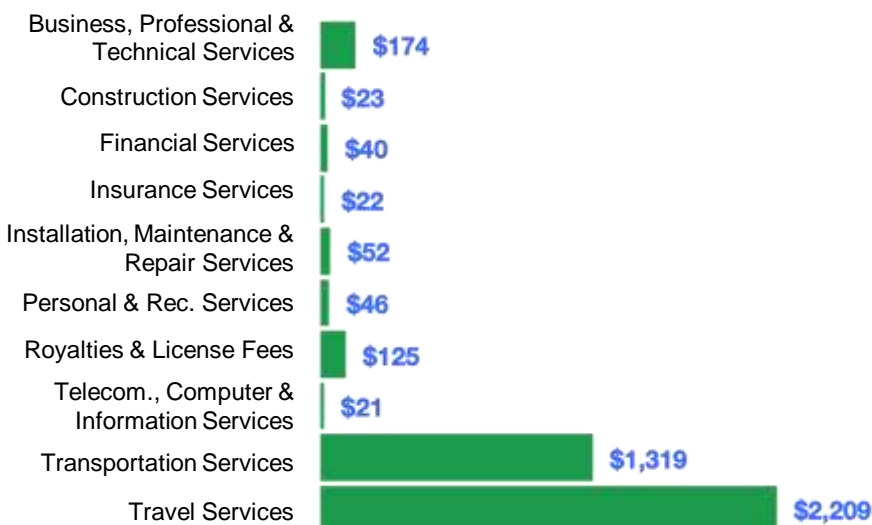
The U.S. services industries are the most competitive and innovative in the world. They provide new economic opportunities and contribute to the successful production of manufacturing and agriculture in the United States and abroad.



2010	2019
<b>\$3.1 billion</b>	<b>\$4.0 billion</b>

## Hawaii Services Exports Support 30,500 Jobs

### Hawaii Services Exports by Sector, 2019 (\$ millions)



### Hawaii Services Exports to Select Countries, 2019

- To China:** \$378 million in services exports supporting 2,900 jobs
- To Canada:** \$370 million in services exports supporting 2,890 jobs
- To Mexico:** \$289 million in services exports supporting 2,430 jobs
- To Korea:** \$140 million in services exports supporting 1,060 jobs
- To Japan:** \$318 million in services exports supporting 2,090 jobs
- To EU:** \$651 million in services exports supporting 4,900 jobs
- To UK:** \$306 million in services exports supporting 2,330 jobs

\* Sources: National data from the U.S. Bureau of Economic Analysis, state export and jobs data from The Trade Partnership.  
Copyright 2021. The Coalition of Services Industries. All rights reserved.

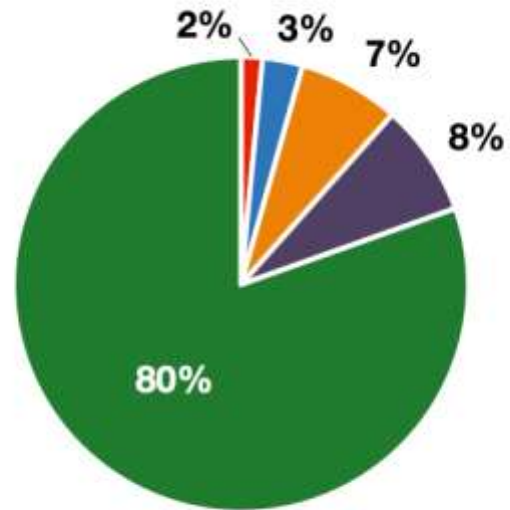
For more information on all fifty states, please visit [servicescoalition.org/exports](https://servicescoalition.org/exports) or contact [admin@uscisi.org](mailto:admin@uscisi.org)

## Hawaii

### Services Fuel U.S. Jobs and Growth

Services fuel America's economic growth and jobs, generating more than 77 percent of employment in the United States and 68 percent of GDP. Services are a major component of the manufacturing and agricultural sectors, and they boost the competitiveness of those sectors.

In Hawaii, services accounted for 80 percent of all jobs in 2019. The top services sector for employment was educational, health care, and social assistance services, which alone employed 145,000 Hawaii workers.



Hawaii Industries Employ **671,800** Workers

## Hawaii Jobs by Sector and Services Subsector, 2019

Agriculture, Forestry, & Mining	<b>10,300</b>
Construction	<b>48,400</b>
Manufacturing	<b>19,200</b>
Public Administration	<b>53,600</b>
<b>Total Services</b>	<b>540,300</b>
<i>Wholesale Trade</i>	15,600
<i>Retail Trade</i>	77,600
<i>Transportation, Warehousing, &amp; Utilities</i>	41,900
<i>Information</i>	8,760
<i>Finance, Insurance, &amp; Real Estate</i>	40,700
<i>Professional, Scientific, &amp; Management</i>	73,500
<i>Education, Health Care, &amp; Social Assistance</i>	145,000
<i>Arts, Entertainment, Accommodation, &amp; Food</i>	108,600
<i>Other Services</i>	28,600