

Washington, DC

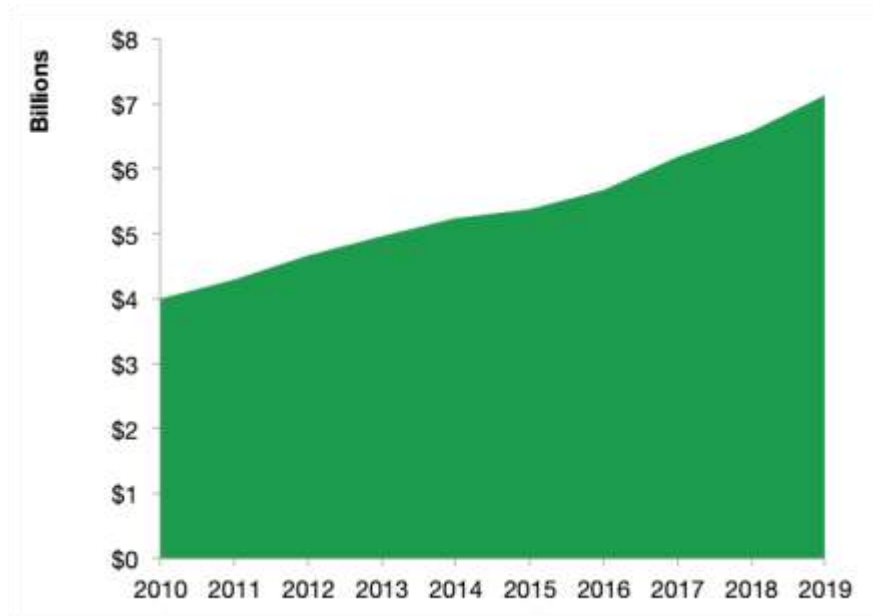
Washington, DC Services Exports

U.S. Services Supply the World

Washington, DC has seen a rise in overall services exports since 2010, boosting state economic growth and jobs, and contributing to the overall U.S. services trade surplus of \$289 billion in 2019.

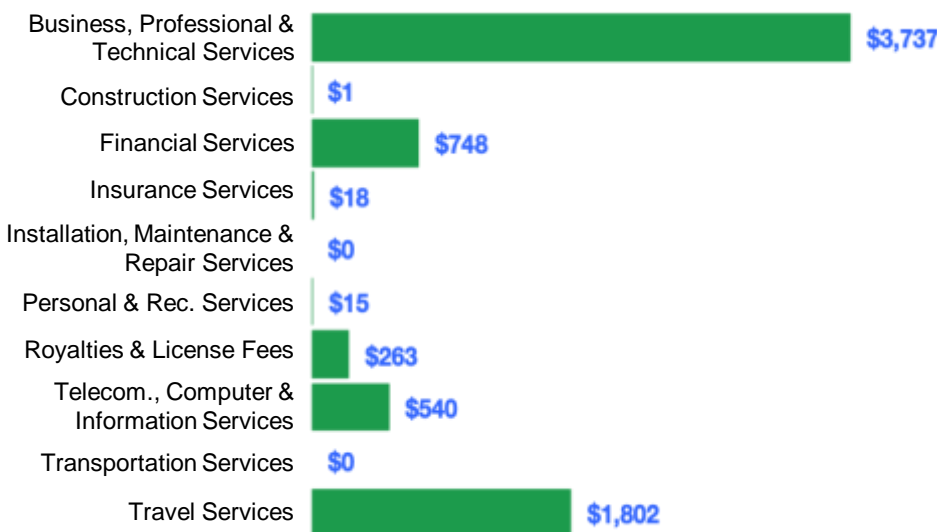
The U.S. services industries are the most competitive and innovative in the world. They provide new economic opportunities and contribute to the successful production of manufacturing and agriculture in the United States and abroad.

2010	2019
\$4.0 billion	\$7.1 billion



Washington, DC Services Exports Support 48,500 Jobs

Washington, DC Services Exports by Sector, 2019 (\$ millions)



Washington, DC Services Exports to Select Countries, 2019

- To China:** \$455 million in services exports supporting 3,840 jobs
- To Canada:** \$633 million in services exports supporting 4,120 jobs
- To Mexico:** \$230 million in services exports supporting 1,860 jobs
- To Korea:** \$177 million in services exports supporting 1,340 jobs
- To Japan:** \$359 million in services exports supporting 2,270 jobs
- To EU:** \$1.8 billion in services exports supporting 12,000 jobs
- To UK:** \$677 million in services exports supporting 4,520 jobs

* Sources: National data from the U.S. Bureau of Economic Analysis, state export and jobs data from The Trade Partnership.
Copyright 2021. The Coalition of Services Industries. All rights reserved.

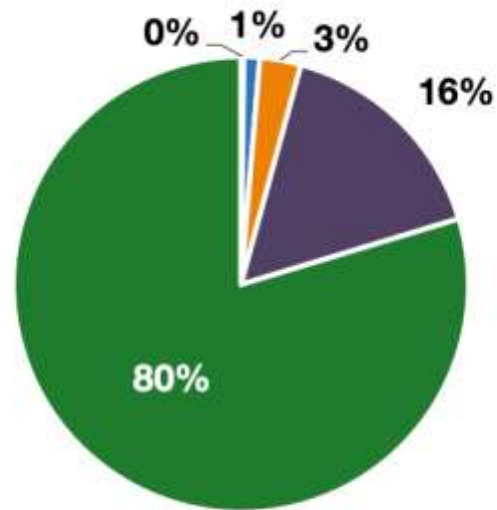
For more information on all fifty states, please visit servicescoalition.org/exports or contact admin@uscsi.org

Washington, DC

Services Fuel U.S. Jobs and Growth

Services fuel America's economic growth and jobs, generating more than 77 percent of employment in the United States and 68 percent of GDP. Services are a major component of the manufacturing and agricultural sectors, and they boost the competitiveness of those sectors.

In Washington, DC, services accounted for 80 percent of all jobs in 2019. The top services sector for employment was professional, scientific, and management, and administrative and waste management services, which alone employed 95,000 Washington, DC workers.



■ Services
 ■ Agriculture
 ■ Manufacturing
 ■ Construction
 ■ Public Administration

Washington, DC Industries Employ **387,800** Workers

Washington, DC Jobs by Sector and Services Subsector, 2019

Agriculture, Forestry, & Mining	790
Construction	11,300
Manufacturing	4,370
Public Administration	62,400
Total Services	309,000
<i>Wholesale Trade</i>	1,360
<i>Retail Trade</i>	16,500
<i>Transportation, Warehousing, & Utilities</i>	10,400
<i>Information</i>	14,100
<i>Finance, Insurance, & Real Estate</i>	23,500
<i>Professional, Scientific, & Management</i>	95,000
<i>Education, Health Care, & Social Assistance</i>	76,100
<i>Arts, Entertainment, Accommodation, & Food</i>	37,000
<i>Other Services</i>	35,000