

Connecticut

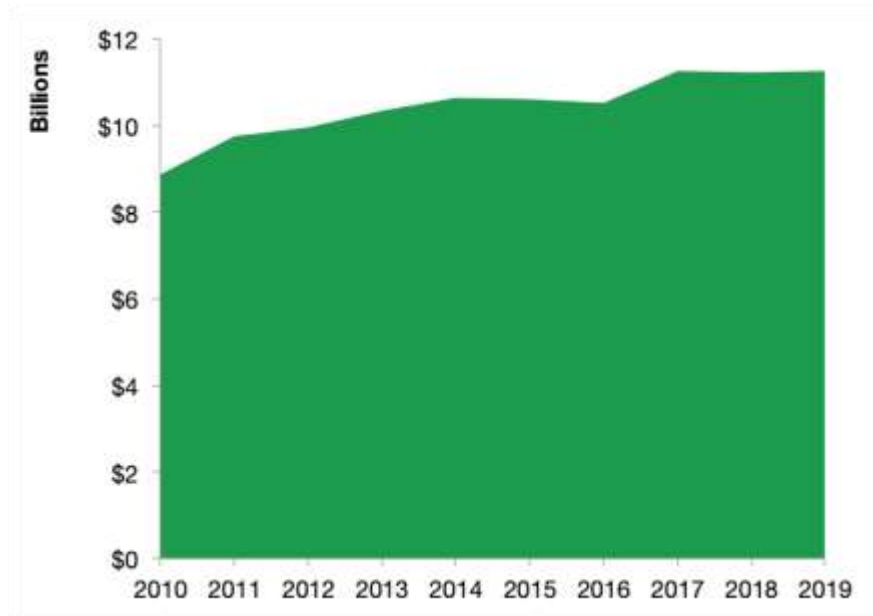
Connecticut Services Exports

U.S. Services Supply the World

Connecticut has seen a rise in overall services exports since 2010, boosting state economic growth and jobs, and contributing to the overall U.S. services trade surplus of \$289 billion in 2019.

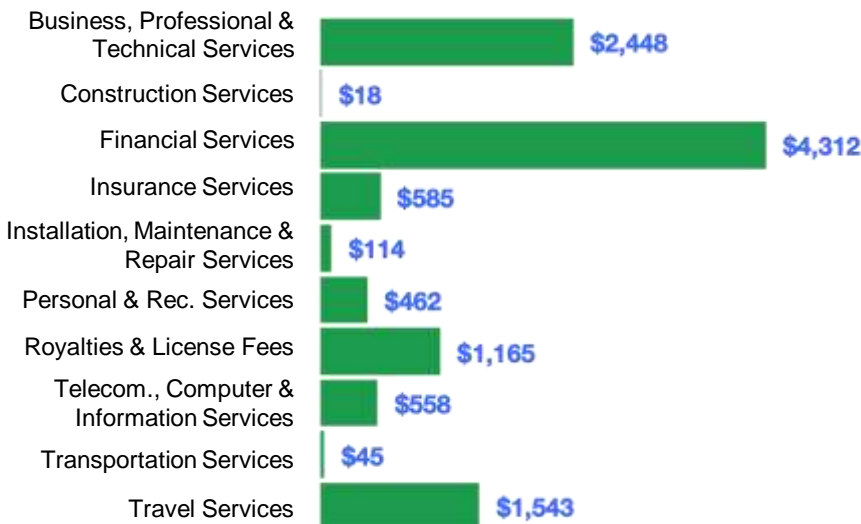
The U.S. services industries are the most competitive and innovative in the world. They provide new economic opportunities and contribute to the successful production of manufacturing and agriculture in the United States and abroad.

2010	2019
\$8.9 billion	\$11.3 billion



Connecticut Services Exports Support 62,300 Jobs

Connecticut Services Exports by Sector, 2019 (\$ millions)



Connecticut Services Exports to Select Countries, 2019

- To China:** \$533 million in services exports supporting 4,320 jobs
- To Canada:** \$787 million in services exports supporting 4,550 jobs
- To Mexico:** \$278 million in services exports supporting 1,920 jobs
- To Korea:** \$213 million in services exports supporting 1,420 jobs
- To Japan:** \$617 million in services exports supporting 3,240 jobs
- To EU:** \$2.4 billion in services exports supporting 12,700 jobs
- To UK:** \$1.1 billion in services exports supporting 5,860 jobs

* Sources: National data from the U.S. Bureau of Economic Analysis, state export and jobs data from The Trade Partnership.
Copyright 2021. The Coalition of Services Industries. All rights reserved.

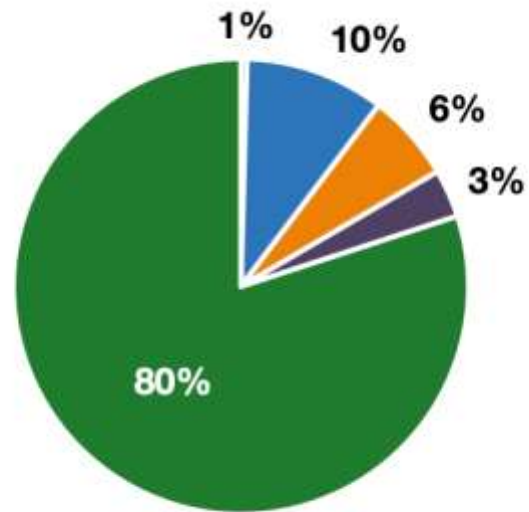
For more information on all fifty states, please visit servicescoalition.org/exports or contact admin@uscis.org

Connecticut

Services Fuel U.S. Jobs and Growth

Services fuel America's economic growth and jobs, generating more than 77 percent of employment in the United States and 68 percent of GDP. Services are a major component of the manufacturing and agricultural sectors, and they boost the competitiveness of those sectors.

In Connecticut, services accounted for 80 percent of all jobs in 2019. The top services sector for employment was educational, health care, and social assistance services, which alone employed 495,600 Connecticut workers.



Connecticut Industries Employ **1.8 Million** Workers

Connecticut Jobs by Sector and Services Subsector, 2019

Agriculture, Forestry, & Mining	7,990
Construction	113,700
Manufacturing	180,800
Public Administration	62,100
Total Services	1,459,300
<i>Wholesale Trade</i>	<i>42,800</i>
<i>Retail Trade</i>	<i>191,200</i>
<i>Transportation, Warehousing, & Utilities</i>	<i>80,300</i>
<i>Information</i>	<i>32,900</i>
<i>Finance, Insurance, & Real Estate</i>	<i>158,600</i>
<i>Professional, Scientific, & Management</i>	<i>206,900</i>
<i>Education, Health Care, & Social Assistance</i>	<i>495,600</i>
<i>Arts, Entertainment, Accommodation, & Food</i>	<i>166,300</i>
<i>Other Services</i>	<i>84,600</i>