

## Colorado

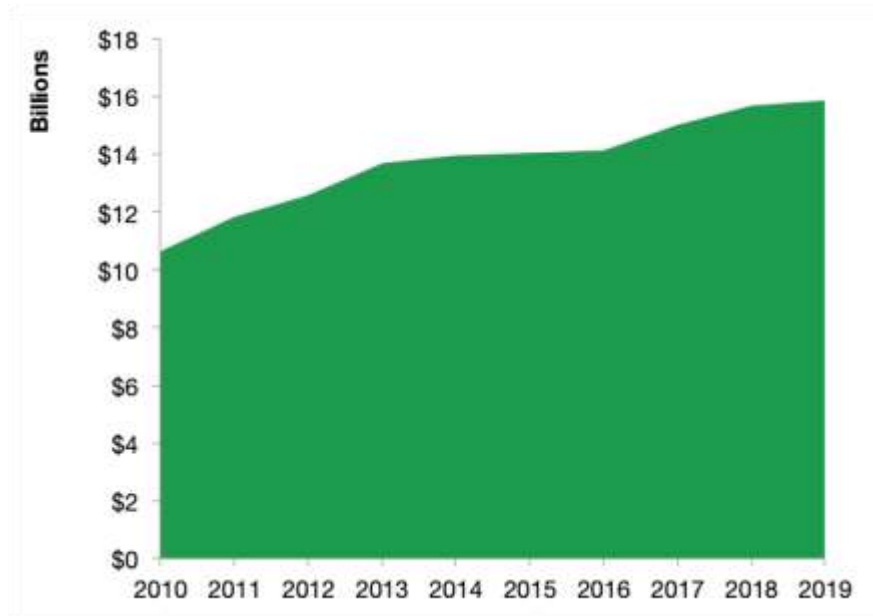
### Colorado Services Exports

#### U.S. Services Supply the World

Colorado has seen a rise in overall services exports since 2010, boosting state economic growth and jobs, and contributing to the overall U.S. services trade surplus of \$289 billion in 2019.

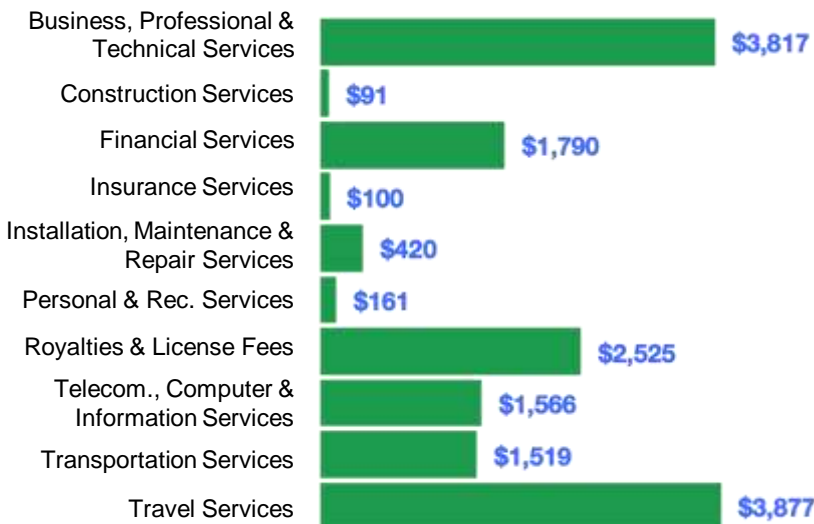
The U.S. services industries are the most competitive and innovative in the world. They provide new economic opportunities and contribute to the successful production of manufacturing and agriculture in the United States and abroad.

2010	2019
<b>\$10.6 billion</b>	<b>\$15.9 billion</b>



## Colorado Services Exports Support 99,600 Jobs

### Colorado Services Exports by Sector, 2019 (\$ millions)



### Colorado Services Exports to Select Countries, 2019

- To China:** \$911 million in services exports supporting 7,070 jobs
- To Canada:** \$1.3 billion in services exports supporting 8,510 jobs
- To Mexico:** \$673 million in services exports supporting 5,080 jobs
- To Korea:** \$429 million in services exports supporting 2,910 jobs
- To Japan:** \$931 million in services exports supporting 5,470 jobs
- To EU:** \$3.8 billion in services exports supporting 21,700 jobs
- To UK:** \$1.3 billion in services exports supporting 8,090 jobs

\* Sources: National data from the U.S. Bureau of Economic Analysis, state export and jobs data from The Trade Partnership.  
Copyright 2021. The Coalition of Services Industries. All rights reserved.

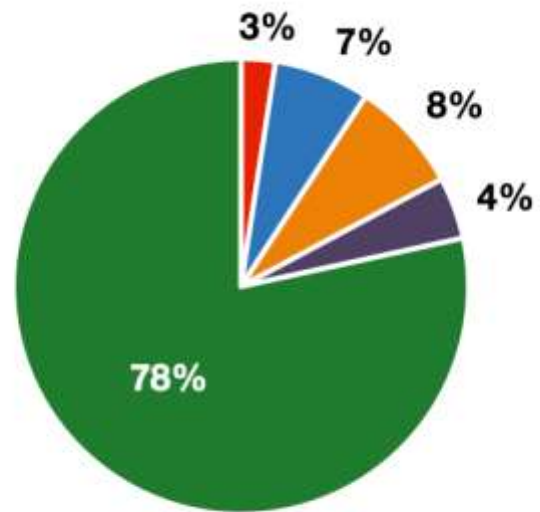
For more information on all fifty states, please visit [servicescoalition.org/exports](https://servicescoalition.org/exports) or contact [admin@uscis.org](mailto:admin@uscis.org)

## Colorado

### Services Fuel U.S. Jobs and Growth

Services fuel America's economic growth and jobs, generating more than 77 percent of employment in the United States and 68 percent of GDP. Services are a major component of the manufacturing and agricultural sectors, and they boost the competitiveness of those sectors.

In Colorado, services accounted for 78 percent of all jobs in 2019. The top services sector for employment was educational, health care, and social assistance services, which alone employed 660,800 Colorado workers.



■ Services 
 ■ Agriculture 
 ■ Manufacturing 
 ■ Construction 
 ■ Public Administration

Colorado Industries Employ **3.0 Million** Workers

## Colorado Jobs by Sector and Services Subsector, 2019

Agriculture, Forestry, & Mining	<b>74,200</b>
Construction	<b>240,700</b>
Manufacturing	<b>206,400</b>
Public Administration	<b>133,200</b>
<b>Total Services</b>	<b>2,377,700</b>
<i>Wholesale Trade</i>	<i>72,600</i>
<i>Retail Trade</i>	<i>300,300</i>
<i>Transportation, Warehousing, &amp; Utilities</i>	<i>145,500</i>
<i>Information</i>	<i>84,800</i>
<i>Finance, Insurance, &amp; Real Estate</i>	<i>201,500</i>
<i>Professional, Scientific, &amp; Management</i>	<i>451,500</i>
<i>Education, Health Care, &amp; Social Assistance</i>	<i>660,800</i>
<i>Arts, Entertainment, Accommodation, &amp; Food</i>	<i>309,800</i>
<i>Other Services</i>	<i>151,000</i>