

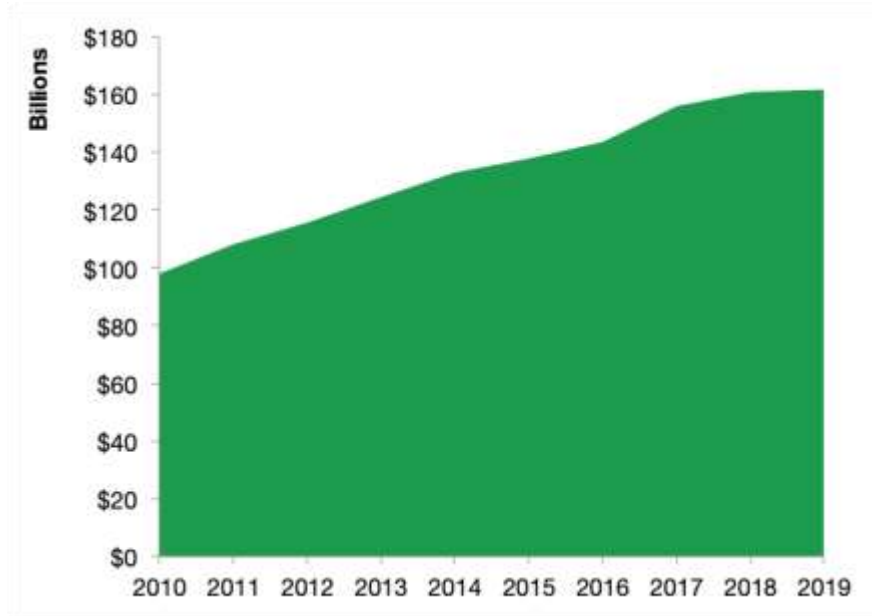
California

California Services Exports

U.S. Services Supply the World

California has seen a rise in overall services exports since 2010, boosting state economic growth and jobs, and contributing to the overall U.S. services trade surplus of \$289 billion in 2019.

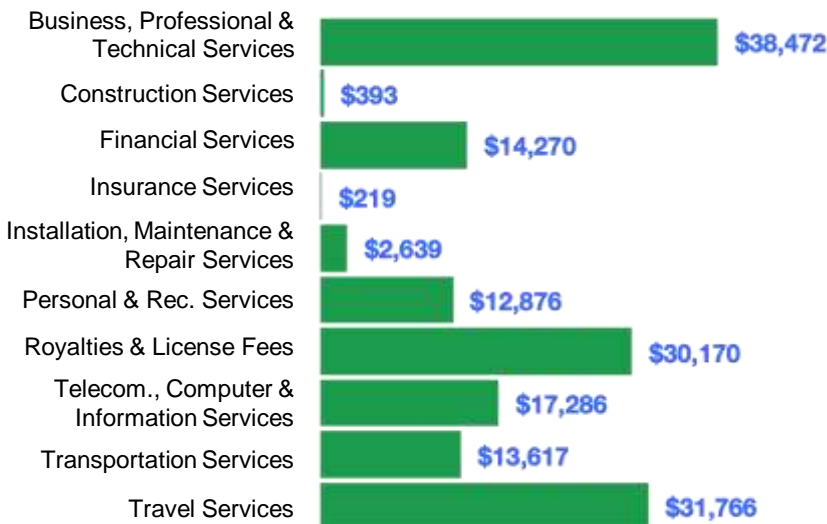
The U.S. services industries are the most competitive and innovative in the world. They provide new economic opportunities and contribute to the successful production of manufacturing and agriculture in the United States and abroad.



2010	2019
\$97.8 billion	\$162 billion

California Services Exports Support 964,600 Jobs

California Services Exports by Sector, 2019 (\$ millions)



California Services Exports to Select Countries, 2019

- To China:** \$10.2 billion in services exports supporting 73,800 jobs
- To Canada:** \$11.6 billion in services exports supporting 72,700 jobs
- To Mexico:** \$5.6 billion in services exports supporting 41,000 jobs
- To Korea:** \$4.9 billion in services exports supporting 30,200 jobs
- To Japan:** \$10.0 billion in services exports supporting 55,800 jobs
- To EU:** \$41 billion in services exports supporting 225,500 jobs
- To UK:** \$14.6 billion in services exports supporting 87,800 jobs

* Sources: National data from the U.S. Bureau of Economic Analysis, state export and jobs data from The Trade Partnership.
Copyright 2021. The Coalition of Services Industries. All rights reserved.

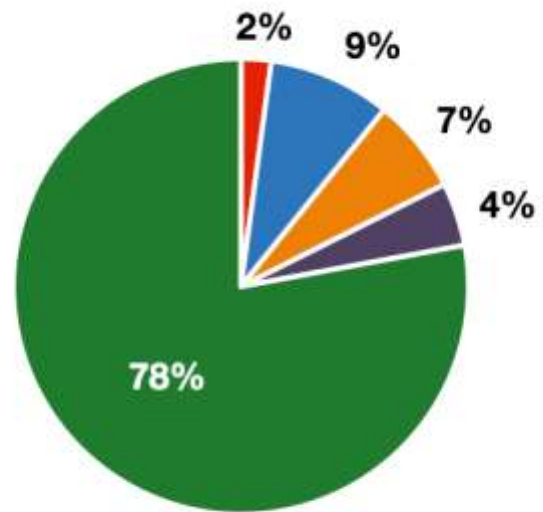
For more information on all fifty states, please visit servicescoalition.org/exports or contact admin@uscsi.org

California

Services Fuel U.S. Jobs and Growth

Services fuel America's economic growth and jobs, generating more than 77 percent of employment in the United States and 68 percent of GDP. Services are a major component of the manufacturing and agricultural sectors, and they boost the competitiveness of those sectors.

In California, services accounted for 78 percent of all jobs in 2019. The top services sector for employment was educational, health care, and social assistance services, which alone employed 4,037,100 California workers.



California Industries Employ **19.1 Million** Workers

California Jobs by Sector and Services Subsector, 2019

Agriculture, Forestry, & Mining	409,100
Construction	1,288,100
Manufacturing	1,661,000
Public Administration	855,700
Total Services	14,864,300
<i>Wholesale Trade</i>	517,000
<i>Retail Trade</i>	1,939,000
<i>Transportation, Warehousing, & Utilities</i>	1,089,200
<i>Information</i>	541,900
<i>Finance, Insurance, & Real Estate</i>	1,112,500
<i>Professional, Scientific, & Management</i>	2,700,200
<i>Education, Health Care, & Social Assistance</i>	4,037,100
<i>Arts, Entertainment, Accommodation, & Food</i>	1,966,500
<i>Other Services</i>	960,900