

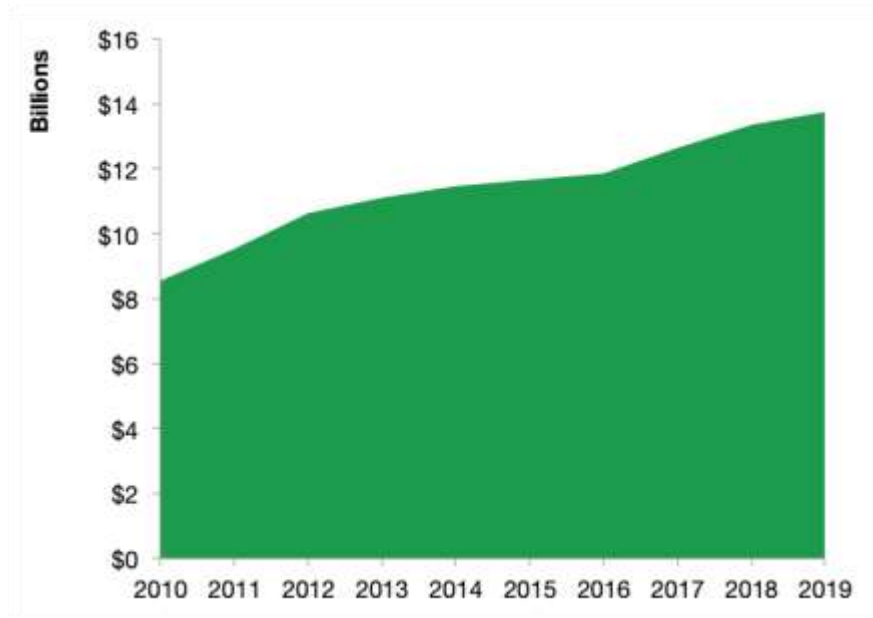
Arizona

Arizona Services Exports

U.S. Services Supply the World

Arizona has seen a rise in overall services exports since 2010, boosting state economic growth and jobs, and contributing to the overall U.S. services trade surplus of \$289 billion in 2019.

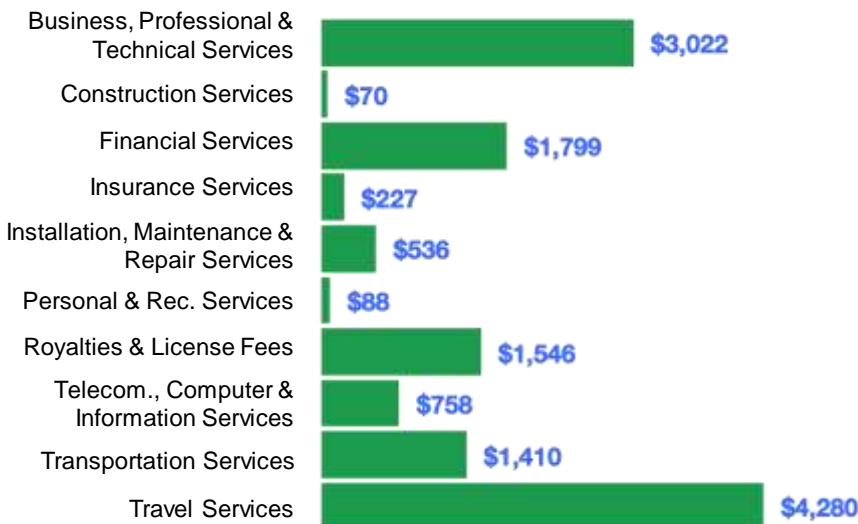
The U.S. services industries are the most competitive and innovative in the world. They provide new economic opportunities and contribute to the successful production of manufacturing and agriculture in the United States and abroad.



2010	2019
\$8.6 billion	\$13.7 billion

Arizona Services Exports Support 93,900 Jobs

Arizona Services Exports by Sector, 2019 (\$ millions)



Arizona Services Exports to Select Countries, 2019

- To China:** \$989 million in services exports supporting 8,040 jobs
- To Canada:** \$1.1 billion in services exports supporting 7,680 jobs
- To Mexico:** \$663 million in services exports supporting 5,160 jobs
- To Korea:** \$393 million in services exports supporting 2,840 jobs
- To Japan:** \$787 million in services exports supporting 4,940 jobs
- To EU:** \$3.1 billion in services exports supporting 19,800 jobs
- To UK:** \$1.3 billion in services exports supporting 8,250 jobs

* Sources: National data from the U.S. Bureau of Economic Analysis, state export and jobs data from The Trade Partnership.
Copyright 2021. The Coalition of Services Industries. All rights reserved.

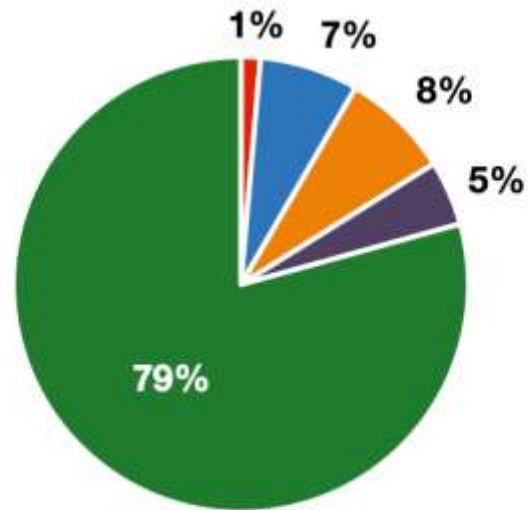
For more information on all fifty states, please visit servicescoalition.org/exports or contact admin@uscisi.org

Arizona

Services Fuel U.S. Jobs and Growth

Services fuel America's economic growth and jobs, generating more than 77 percent of employment in the United States and 68 percent of GDP. Services are a major component of the manufacturing and agricultural sectors, and they boost the competitiveness of those sectors.

In Arizona, services accounted for 79 percent of all jobs in 2019. The top services sector for employment was educational, health care, and social assistance services, which alone employed 719,100 Arizona workers.



Arizona Industries Employ **3.3 Million** Workers

Arizona Jobs by Sector and Services Subsector, 2019

Agriculture, Forestry, & Mining	45,600
Construction	254,400
Manufacturing	232,400
Public Administration	152,100
Total Services	2,620,800
<i>Wholesale Trade</i>	<i>75,400</i>
<i>Retail Trade</i>	<i>391,100</i>
<i>Transportation, Warehousing, & Utilities</i>	<i>184,400</i>
<i>Information</i>	<i>52,000</i>
<i>Finance, Insurance, & Real Estate</i>	<i>288,900</i>
<i>Professional, Scientific, & Management</i>	<i>414,700</i>
<i>Education, Health Care, & Social Assistance</i>	<i>719,100</i>
<i>Arts, Entertainment, Accommodation, & Food</i>	<i>344,400</i>
<i>Other Services</i>	<i>150,800</i>