

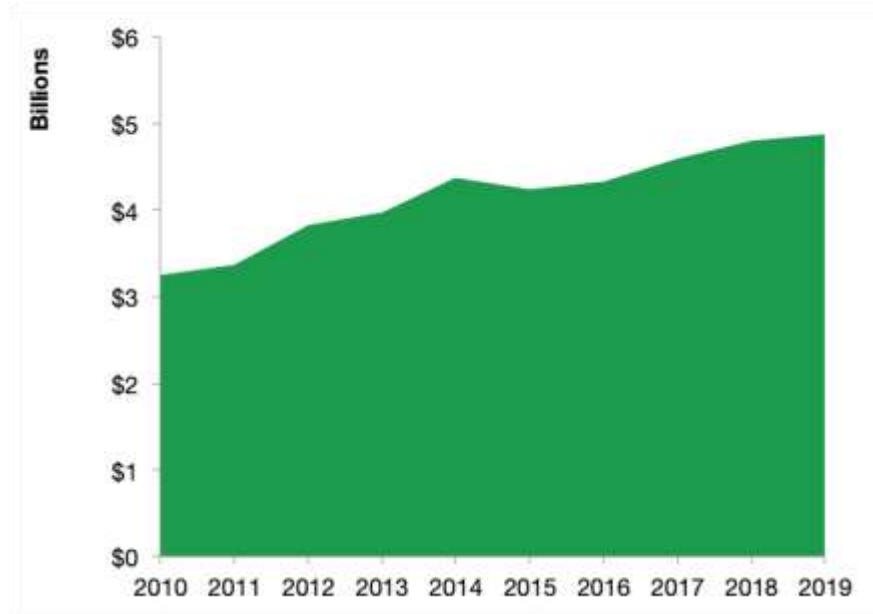
## Alabama

### Alabama Services Exports

#### U.S. Services Supply the World

Alabama has seen a rise in overall services exports since 2010, boosting state economic growth and jobs, and contributing to the overall U.S. services trade surplus of \$289 billion in 2019.

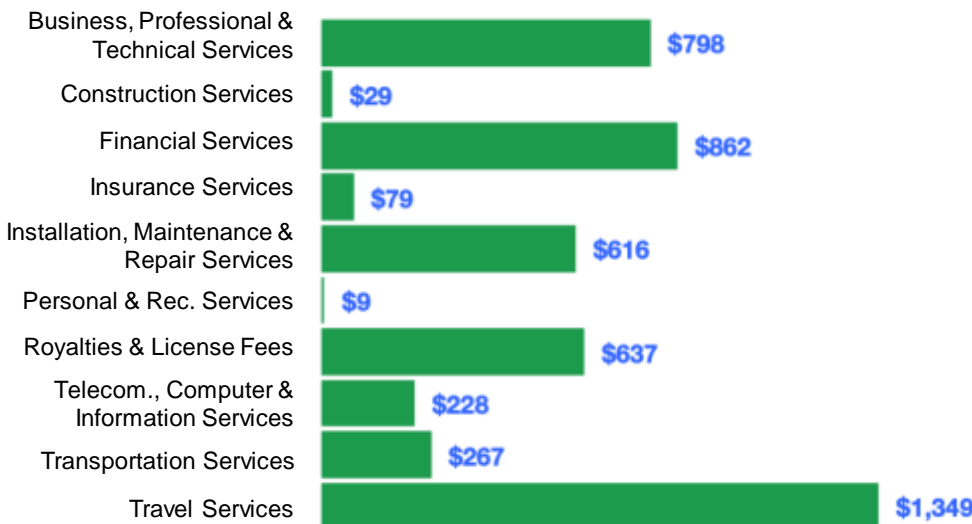
The U.S. services industries are the most competitive and innovative in the world. They provide new economic opportunities and contribute to the successful production of manufacturing and agriculture in the United States and abroad.



| 2010                 | 2019                 |
|----------------------|----------------------|
| <b>\$3.2 billion</b> | <b>\$4.9 billion</b> |

### Alabama Services Exports Support 32,200 Jobs

#### Alabama Services Exports by Sector, 2019 (\$ millions)



#### Alabama Services Exports to Select Countries, 2019

- To China:** \$386 million in services exports supporting 2,940 jobs
- To Canada:** \$350 million in services exports supporting 2,410 jobs
- To Mexico:** \$226 million in services exports supporting 1,690 jobs
- To Korea:** \$155 million in services exports supporting 1,090 jobs
- To Japan:** \$256 million in services exports supporting 1,610 jobs
- To EU:** \$1.1 billion in services exports supporting 6,400 jobs
- To UK:** \$449 million in services exports supporting 2,810 jobs

\* Sources: National data from the U.S. Bureau of Economic Analysis, state export and jobs data from The Trade Partnership.  
Copyright 2021. The Coalition of Services Industries. All rights reserved.

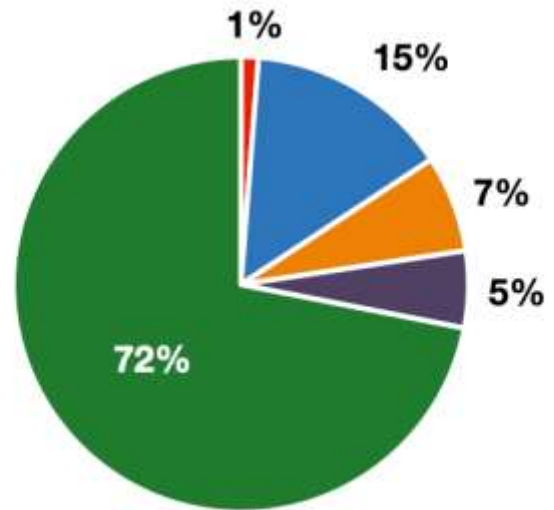
For more information on all fifty states, please visit [servicescoalition.org/exports](https://servicescoalition.org/exports) or contact [admin@uscisi.org](mailto:admin@uscisi.org)

## Alabama

### Services Fuel U.S. Jobs and Growth

Services fuel America's economic growth and jobs, generating more than 77 percent of employment in the United States and 68 percent of GDP. Services are a major component of the manufacturing and agricultural sectors, and they boost the competitiveness of those sectors.

In Alabama, services accounted for 72 percent of all jobs in 2019. The top services sector for employment was educational, health care, and social assistance services, which alone employed 485,100 Alabama workers.



Alabama Industries Employ **2.2 Million** Workers

## Alabama Jobs by Sector and Services Subsector, 2019

|  |                  |
|--|------------------|
| Agriculture, Forestry, & Mining                        | <b>26,700</b>    |
| Construction   | <b>147,900</b>   |
| Manufacturing  | <b>312,500</b>   |
| Public Administration                                  | <b>117,300</b>   |
| <b>Total Services</b>                                  | <b>1,549,000</b> |
| <i>Wholesale Trade</i>                                 | <i>56,700</i>    |
| <i>Retail Trade</i>                                    | <i>238,700</i>   |
| <i>Transportation, Warehousing, &amp; Utilities</i>    | <i>116,000</i>   |
| <i>Information</i>                                     | <i>28,900</i>    |
| <i>Finance, Insurance, &amp; Real Estate</i>           | <i>121,300</i>   |
| <i>Professional, Scientific, &amp; Management</i>      | <i>207,500</i>   |
| <i>Education, Health Care, &amp; Social Assistance</i> | <i>485,100</i>   |
| <i>Arts, Entertainment, Accommodation, &amp; Food</i>  | <i>191,000</i>   |
| <i>Other Services</i>                                  | <i>103,800</i>   |