

Florida's 7th District

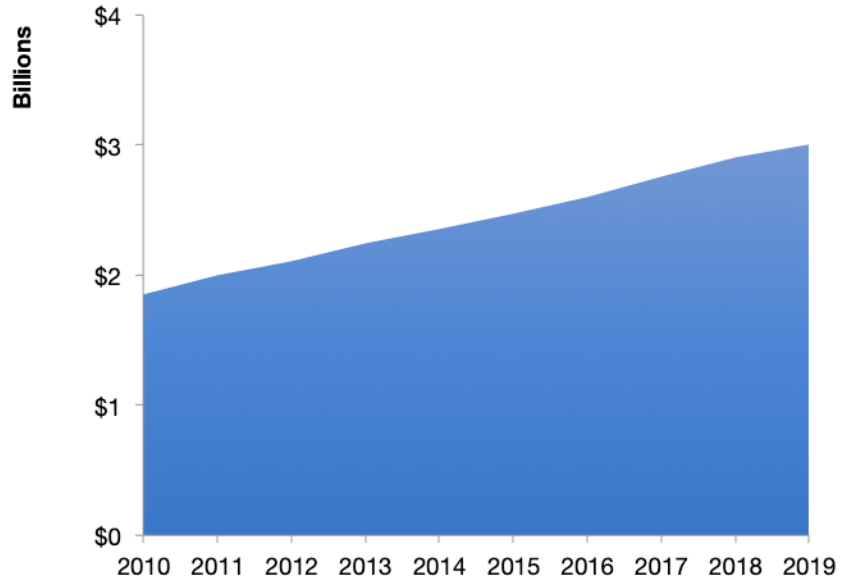
U.S. Services Supply the World

FL-7 has seen a rise in overall services exports since 2010, boosting state economic growth and jobs, and contributing to the overall U.S. services trade surplus of \$289 billion in 2019.

The U.S. services industries are the most competitive and innovative in the world. They provide new economic opportunities and contribute to the successful production of manufacturing and agriculture in the United States and abroad.

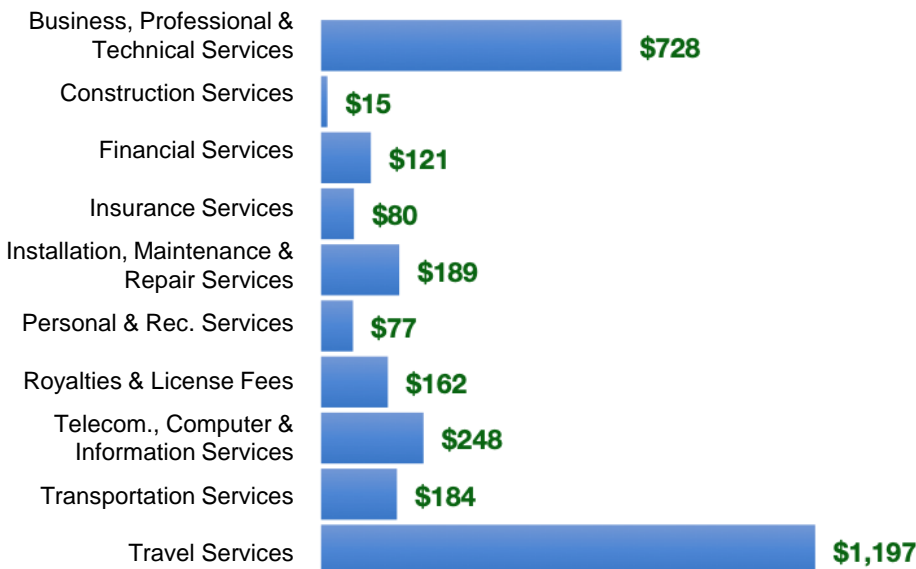
2010	2019
\$1.9 billion	\$3.0 billion

FL-7 Services Exports



FL-7 Services Exports Support 22,900 Jobs

FL-7 Services Exports by Sector, 2019 (\$ millions)



FL-7 Services Exports to Select Countries, 2019

- To China:** \$230 million in services exports supporting 2,010 jobs
- To Canada:** \$260 million in services exports supporting 1,970 jobs
- To Mexico:** \$149 million in services exports supporting 1,240 jobs
- To Korea:** \$91 million in services exports supporting 730 jobs
- To Japan:** \$166 million in services exports supporting 1,150 jobs
- To EU:** \$640 million in services exports supporting 4,670 jobs
- To UK:** \$270 million in services exports supporting 1,990 jobs

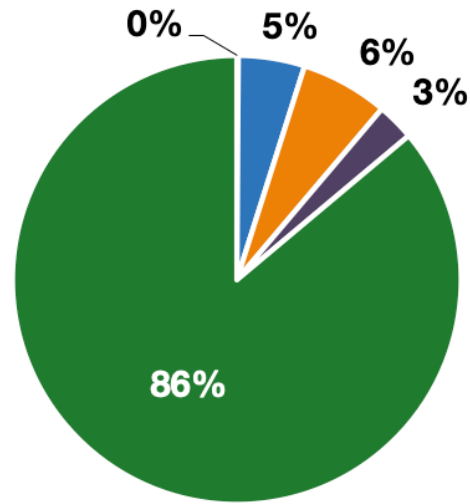
* Sources: National data from the U.S. Bureau of Economic Analysis, state export and jobs data from The Trade Partnership.
Copyright 2021. The Coalition of Services Industries. All rights reserved.

Florida's 7th District

Services Fuel U.S. Jobs and Growth

Services fuel America's economic growth and jobs, generating more than 77 percent of employment in the United States and 68 percent of GDP. Services are a major component of the manufacturing and agricultural sectors, and they boost the competitiveness of those sectors.

In FL-7, services accounted for 86 percent of all jobs in 2019. The top services sector for employment was educational, health care, and social assistance services, which alone employed 83,600 FL-7 workers.



FL-7 Industries Employ **427,700** Workers

FL-7 Jobs by Sector and Services Subsector, 2019

Agriculture, Forestry, & Mining	480
Construction	27,000
Manufacturing	20,400
Public Administration	11,500
Total Services	368,200
<i>Wholesale Trade</i>	12,200
<i>Retail Trade</i>	51,100
<i>Transportation, Warehousing, & Utilities</i>	23,400
<i>Information</i>	10,800
<i>Finance, Insurance, & Real Estate</i>	35,800
<i>Professional, Scientific, & Management</i>	73,700
<i>Education, Health Care, & Social Assistance</i>	83,600
<i>Arts, Entertainment, Accommodation, & Food</i>	56,500
<i>Other Services</i>	21,100