

Florida's 2nd District

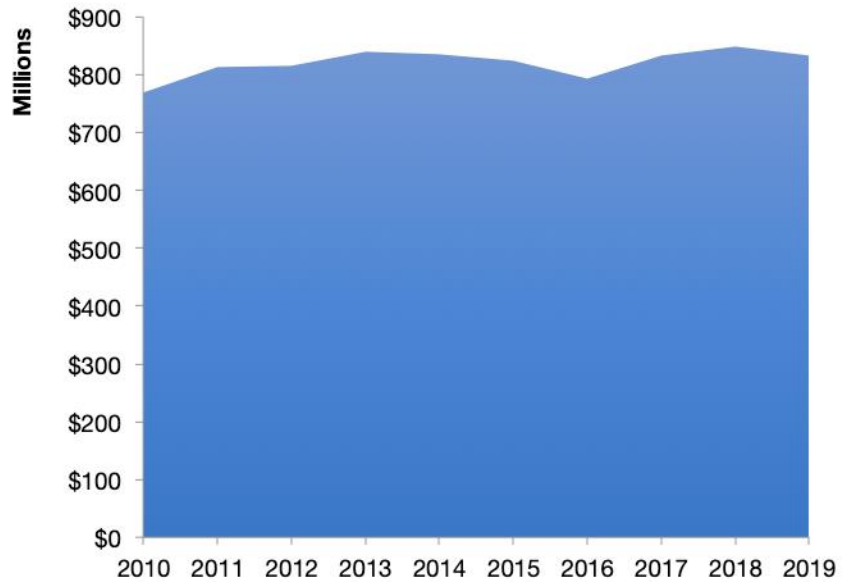
U.S. Services Supply the World

FL-2 has seen a rise in overall services exports since 2010, boosting state economic growth and jobs, and contributing to the overall U.S. services trade surplus of \$289 billion in 2019.

The U.S. services industries are the most competitive and innovative in the world. They provide new economic opportunities and contribute to the successful production of manufacturing and agriculture in the United States and abroad.

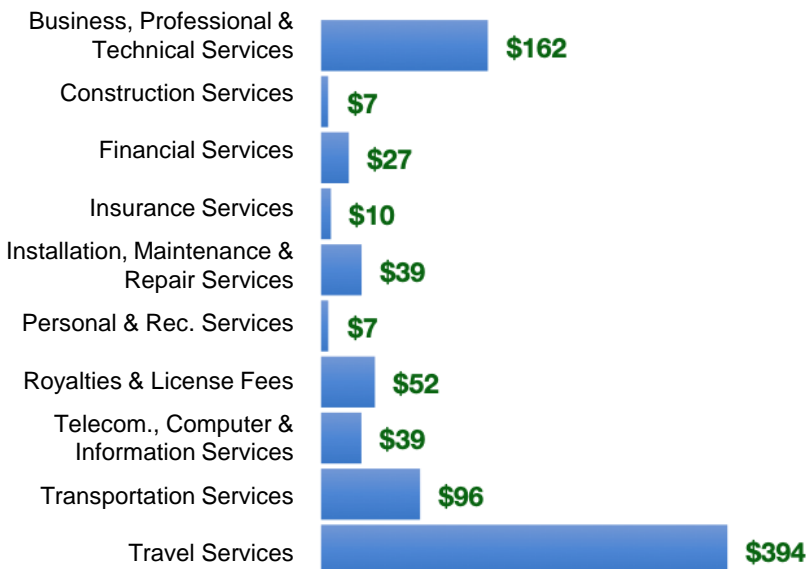
2010	2019
\$770 million	\$833 million

FL-2 Services Exports



FL-2 Services Exports Support 6,510 Jobs

FL-2 Services Exports by Sector, 2019 (\$ millions)



FL-2 Services Exports to Select Countries, 2019

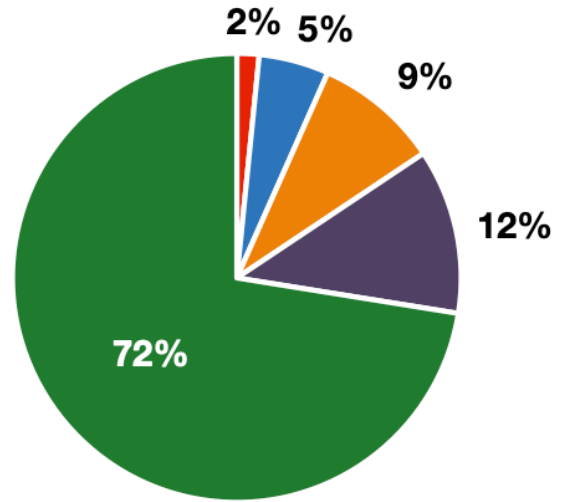
- To China:** \$69 million in services exports supporting 650 jobs
- To Canada:** \$72 million in services exports supporting 550 jobs
- To Mexico:** \$49 million in services exports supporting 410 jobs
- To Korea:** \$25 million in services exports supporting 210 jobs
- To Japan:** \$44 million in services exports supporting 320 jobs
- To EU:** \$183 million in services exports supporting 1,310 jobs
- To UK:** \$67 million in services exports supporting 500 jobs

Florida's 2nd District

Services Fuel U.S. Jobs and Growth

Services fuel America's economic growth and jobs, generating more than 77 percent of employment in the United States and 68 percent of GDP. Services are a major component of the manufacturing and agricultural sectors, and they boost the competitiveness of those sectors.

In FL-2, services accounted for 72 percent of all jobs in 2019. The top services sector for employment was educational, health care, and social assistance services, which alone employed 68,800 FL-2 workers.



■ Services
 ■ Agriculture
 ■ Manufacturing
 ■ Construction
 ■ Public Administration

FL-2 Industries Employ **297,200** Workers

FL-2 Jobs by Sector and Services Subsector, 2019

Agriculture, Forestry, & Mining	4,760
Construction	26,700
Manufacturing	15,000
Public Administration	35,400
Total Services	215,400
<i>Wholesale Trade</i>	5,450
<i>Retail Trade</i>	32,700
<i>Transportation, Warehousing, & Utilities</i>	15,600
<i>Information</i>	2,260
<i>Finance, Insurance, & Real Estate</i>	15,400
<i>Professional, Scientific, & Management</i>	28,900
<i>Education, Health Care, & Social Assistance</i>	68,800
<i>Arts, Entertainment, Accommodation, & Food</i>	31,200
<i>Other Services</i>	15,000