

Colorado's 2nd District

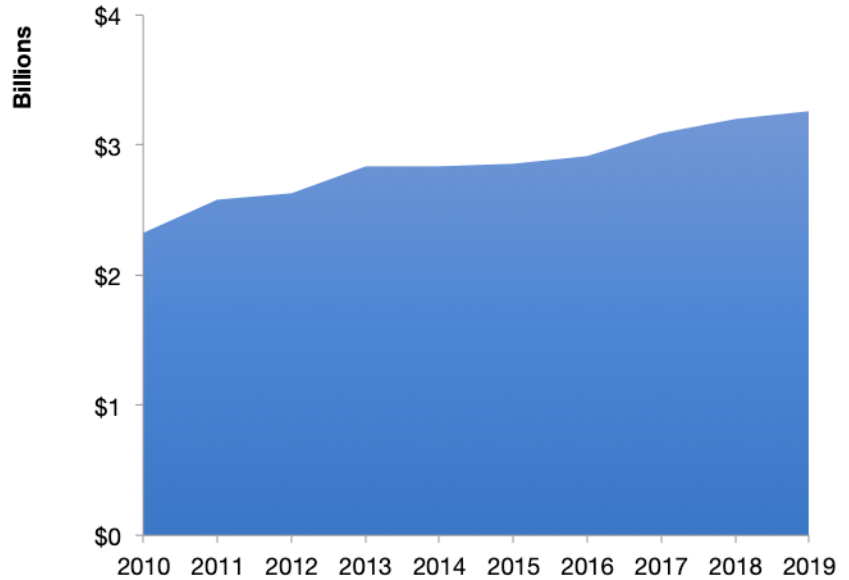
U.S. Services Supply the World

CO-2 has seen a rise in overall services exports since 2010, boosting state economic growth and jobs, and contributing to the overall U.S. services trade surplus of \$289 billion in 2019.

The U.S. services industries are the most competitive and innovative in the world. They provide new economic opportunities and contribute to the successful production of manufacturing and agriculture in the United States and abroad.

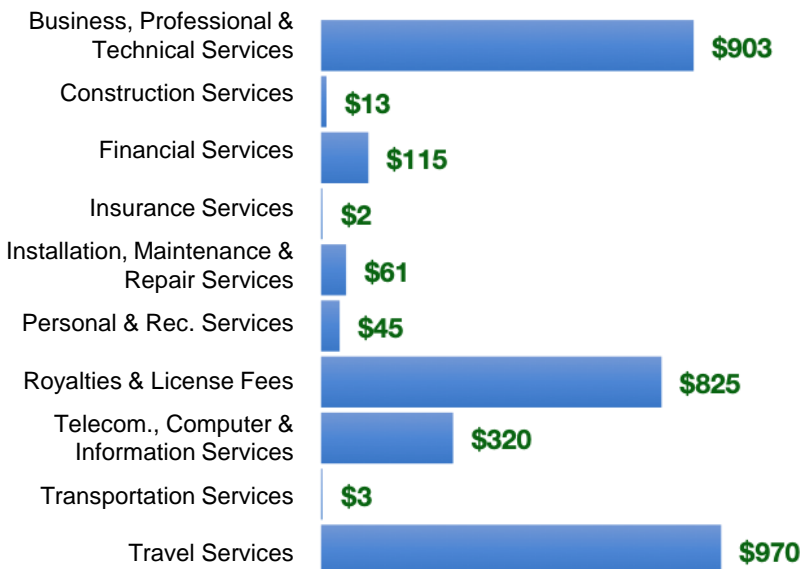
2010	2019
\$2.3 billion	\$3.3 billion

CO-2 Services Exports



CO-2 Services Exports Support 21,100 Jobs

CO-2 Services Exports by Sector, 2019 (\$ millions)



CO-2 Services Exports to Select Countries, 2019

- To China:** \$233 million in services exports supporting 2,110 jobs
- To Canada:** \$238 million in services exports supporting 1,620 jobs
- To Mexico:** \$125 million in services exports supporting 1,000 jobs
- To Korea:** \$92 million in services exports supporting 660 jobs
- To Japan:** \$185 million in services exports supporting 1,080 jobs
- To EU:** \$885 million in services exports supporting 4,740 jobs
- To UK:** \$206 million in services exports supporting 1,410 jobs

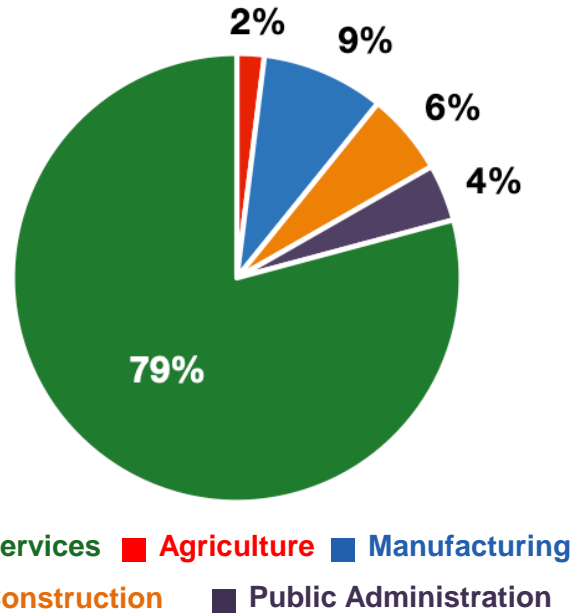
* Sources: National data from the U.S. Bureau of Economic Analysis, state export and jobs data from The Trade Partnership.
Copyright 2021. The Coalition of Services Industries. All rights reserved.

Colorado's 2nd District

Services Fuel U.S. Jobs and Growth

Services fuel America's economic growth and jobs, generating more than 77 percent of employment in the United States and 68 percent of GDP. Services are a major component of the manufacturing and agricultural sectors, and they boost the competitiveness of those sectors.

In CO-2, services accounted for 79 percent of all jobs in 2019. The top services sector for employment was educational, health care, and social assistance services, which alone employed 106,300 CO-2 workers.



CO-2 Industries Employ **451,300** Workers

CO-2 Jobs by Sector and Services Subsector, 2019

Agriculture, Forestry, & Mining	8,930
Construction	26,700
Manufacturing	39,900
Public Administration	18,500
Total Services	357,200
<i>Wholesale Trade</i>	8,220
<i>Retail Trade</i>	41,900
<i>Transportation, Warehousing, & Utilities</i>	15,000
<i>Information</i>	11,900
<i>Finance, Insurance, & Real Estate</i>	24,400
<i>Professional, Scientific, & Management</i>	77,400
<i>Education, Health Care, & Social Assistance</i>	106,300
<i>Arts, Entertainment, Accommodation, & Food</i>	51,800
<i>Other Services</i>	20,400