

## Colorado's 1<sup>st</sup> District

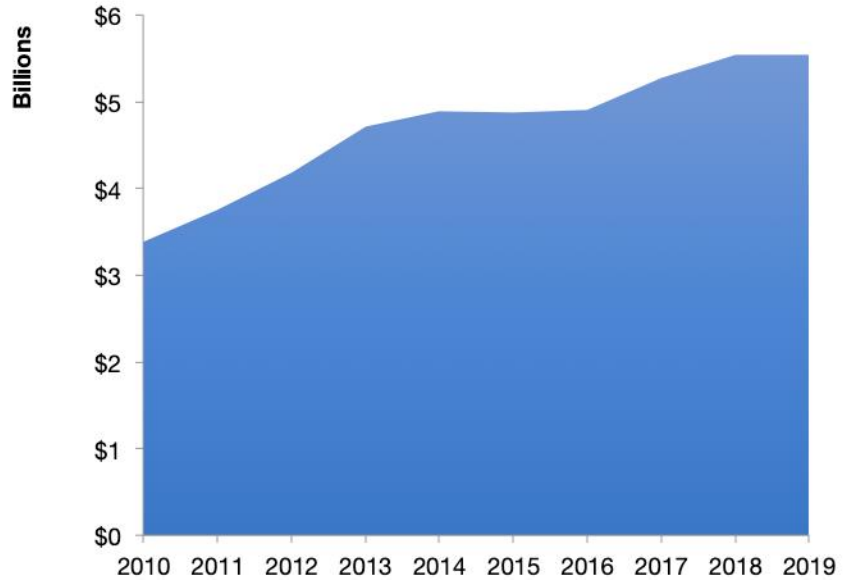
### U.S. Services Supply the World

CO-1 has seen a rise in overall services exports since 2010, boosting state economic growth and jobs, and contributing to the overall U.S. services trade surplus of \$289 billion in 2019.

The U.S. services industries are the most competitive and innovative in the world. They provide new economic opportunities and contribute to the successful production of manufacturing and agriculture in the United States and abroad.

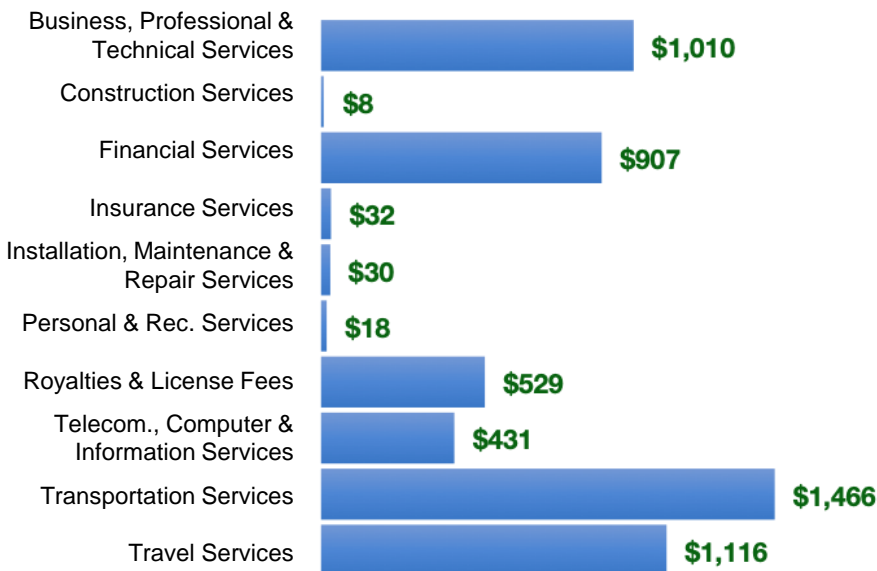
2010	2019
<b>\$3.4 billion</b>	<b>\$5.5 billion</b>

### CO-1 Services Exports



### CO-1 Services Exports Support 33,000 Jobs

#### CO-1 Services Exports by Sector, 2019 (\$ millions)



#### CO-1 Services Exports to Select Countries, 2019

- To China:** \$293 million in services exports supporting 2,130 jobs
- To Canada:** \$494 million in services exports supporting 2,990 jobs
- To Mexico:** \$244 million in services exports supporting 1,700 jobs
- To Korea:** \$154 million in services exports supporting 980 jobs
- To Japan:** \$356 million in services exports supporting 1,990 jobs
- To EU:** \$1.2 billion in services exports supporting 6,930 jobs
- To UK:** \$475 million in services exports supporting 2,840 jobs

\* Sources: National data from the U.S. Bureau of Economic Analysis, state export and jobs data from The Trade Partnership.  
Copyright 2021. The Coalition of Services Industries. All rights reserved.

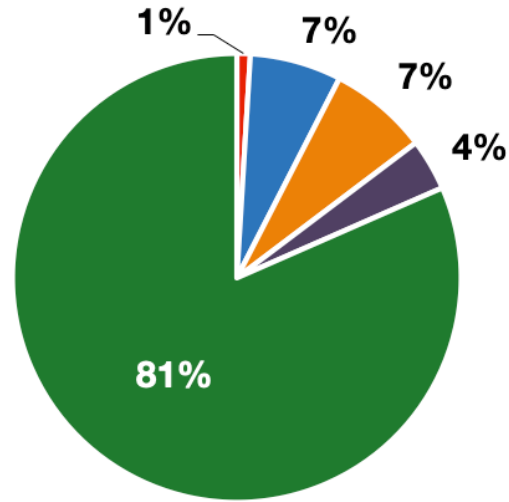
For more information on all fifty states, please visit [servicescoalition.org/exports](https://servicescoalition.org/exports) or contact [admin@uscsi.org](mailto:admin@uscsi.org)

## Colorado's 1<sup>st</sup> District

### Services Fuel U.S. Jobs and Growth

Services fuel America's economic growth and jobs, generating more than 77 percent of employment in the United States and 68 percent of GDP. Services are a major component of the manufacturing and agricultural sectors, and they boost the competitiveness of those sectors.

In CO-1, services accounted for 82 percent of all jobs in 2019. The top services sector for employment was educational, health care, and social assistance services, which alone employed 109,100 CO-1 workers.



CO-1 Industries Employ **496,000** Workers

### CO-1 Jobs by Sector and Services Subsector, 2019

Agriculture, Forestry, & Mining	<b>4,790</b>
Construction	<b>35,400</b>
Manufacturing	<b>32,700</b>
Public Administration	<b>18,400</b>
<b>Total Services</b>	<b>404,600</b>
<i>Wholesale Trade</i>	14,600
<i>Retail Trade</i>	38,700
<i>Transportation, Warehousing, &amp; Utilities</i>	24,300
<i>Information</i>	13,700
<i>Finance, Insurance, &amp; Real Estate</i>	42,000
<i>Professional, Scientific, &amp; Management</i>	92,900
<i>Education, Health Care, &amp; Social Assistance</i>	109,100
<i>Arts, Entertainment, Accommodation, &amp; Food</i>	47,400
<i>Other Services</i>	21,900