

California's 52nd District

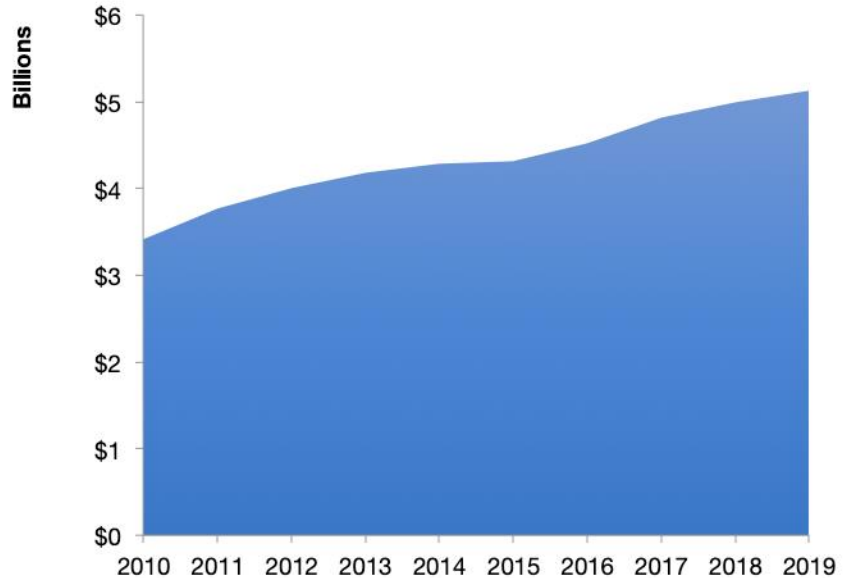
U.S. Services Supply the World

CA-52 has seen a rise in overall services exports since 2010, boosting state economic growth and jobs, and contributing to the overall U.S. services trade surplus of \$289 billion in 2019.

The U.S. services industries are the most competitive and innovative in the world. They provide new economic opportunities and contribute to the successful production of manufacturing and agriculture in the United States and abroad.

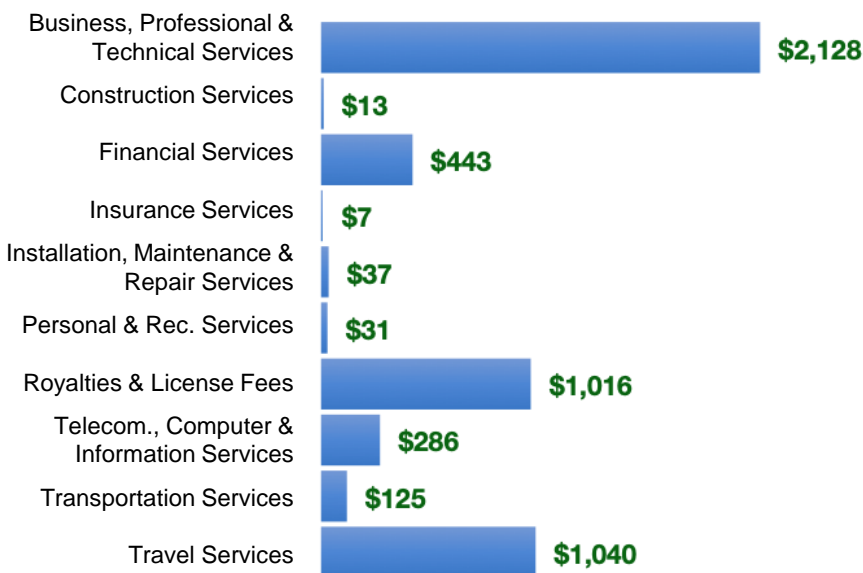
2010	2019
\$3.4 billion	\$5.1 billion

CA-52 Services Exports



CA-52 Services Exports Support 30,600 Jobs

CA-52 Services Exports by Sector, 2019 (\$ millions)



CA-52 Services Exports to Select Countries, 2019

- To China:** \$245 million in services exports supporting 1,760 jobs
- To Canada:** \$335 million in services exports supporting 2,230 jobs
- To Mexico:** \$177 million in services exports supporting 1,360 jobs
- To Korea:** \$131 million in services exports supporting 840 jobs
- To Japan:** \$337 million in services exports supporting 1,870 jobs
- To EU:** \$1.5 billion in services exports supporting 8,040 jobs
- To UK:** \$372 million in services exports supporting 2,430 jobs

* Sources: National data from the U.S. Bureau of Economic Analysis, state export and jobs data from The Trade Partnership.

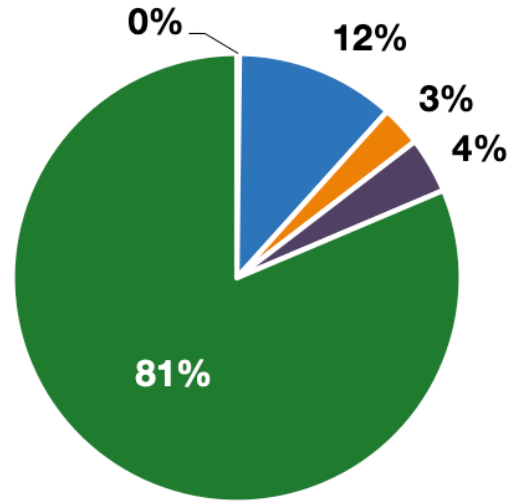
Copyright 2021. The Coalition of Services Industries. All rights reserved.

California's 52nd District

Services Fuel U.S. Jobs and Growth

Services fuel America's economic growth and jobs, generating more than 77 percent of employment in the United States and 68 percent of GDP. Services are a major component of the manufacturing and agricultural sectors, and they boost the competitiveness of those sectors.

In CA-52, services accounted for 81 percent of all jobs in 2019. The top services sector for employment was educational, health care, and social assistance services, which alone employed 91,800 CA-52 workers.



CA-52 Industries Employ **398,800** Workers

CA-52 Jobs by Sector and Services Subsector, 2019

Agriculture, Forestry, & Mining	760
Construction	11,600
Manufacturing	45,900
Public Administration	16,100
Total Services	324,500
<i>Wholesale Trade</i>	7,050
<i>Retail Trade</i>	33,700
<i>Transportation, Warehousing, & Utilities</i>	11,300
<i>Information</i>	13,900
<i>Finance, Insurance, & Real Estate</i>	31,200
<i>Professional, Scientific, & Management</i>	80,300
<i>Education, Health Care, & Social Assistance</i>	91,800
<i>Arts, Entertainment, Accommodation, & Food</i>	38,900
<i>Other Services</i>	16,400