

California's 46th District

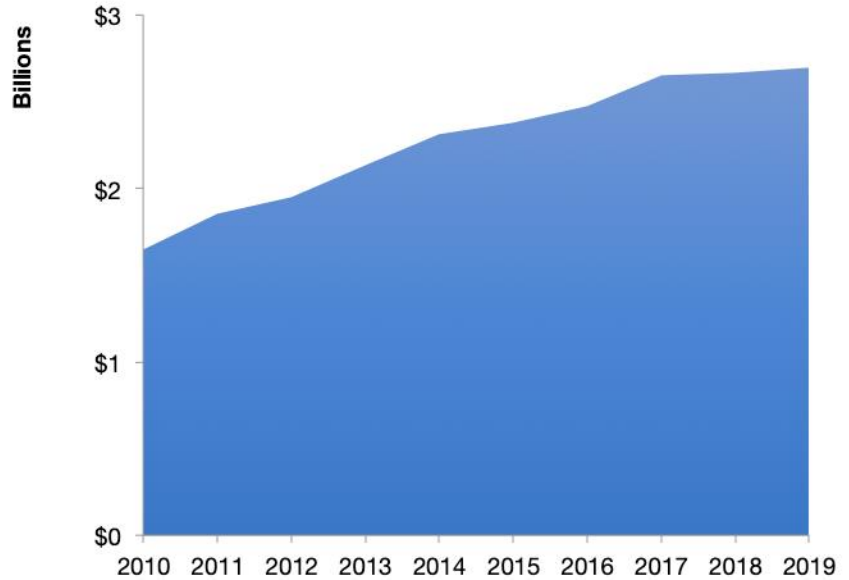
U.S. Services Supply the World

CA-46 has seen a rise in overall services exports since 2010, boosting state economic growth and jobs, and contributing to the overall U.S. services trade surplus of \$289 billion in 2019.

The U.S. services industries are the most competitive and innovative in the world. They provide new economic opportunities and contribute to the successful production of manufacturing and agriculture in the United States and abroad.

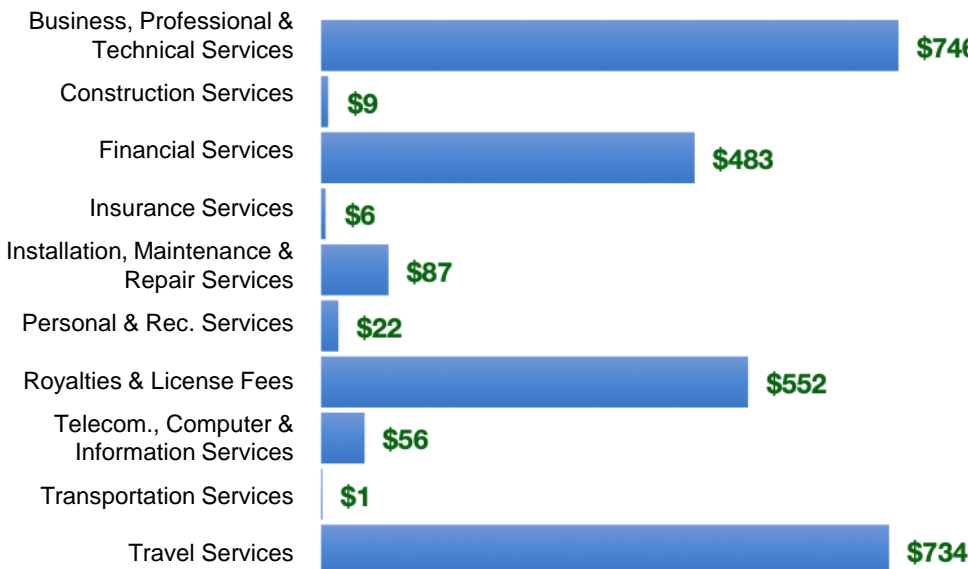
2010	2019
\$1.6 billion	\$2.7 billion

CA-46 Services Exports



CA-46 Services Exports Support 17,200 Jobs

CA-46 Services Exports by Sector, 2019 (\$ millions)



CA-46 Services Exports to Select Countries, 2019

- To China:** \$161 million in services exports supporting 1,190 jobs
- To Canada:** \$197 million in services exports supporting 1,370 jobs
- To Mexico:** \$106 million in services exports supporting 850 jobs
- To Korea:** \$75 million in services exports supporting 500 jobs
- To Japan:** \$138 million in services exports supporting 840 jobs
- To EU:** \$665 million in services exports supporting 3,930 jobs
- To UK:** \$216 million in services exports supporting 1,430 jobs

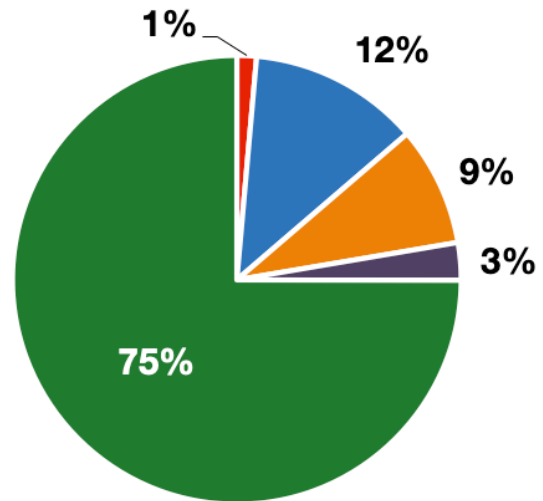
* Sources: National data from the U.S. Bureau of Economic Analysis, state export and jobs data from The Trade Partnership.
Copyright 2021. The Coalition of Services Industries. All rights reserved.

California's 46th District

Services Fuel U.S. Jobs and Growth

Services fuel America's economic growth and jobs, generating more than 77 percent of employment in the United States and 68 percent of GDP. Services are a major component of the manufacturing and agricultural sectors, and they boost the competitiveness of those sectors.

In CA-46, services accounted for 75 percent of all jobs in 2019. The top services sector for employment was educational, health care, and social assistance services, which alone employed 68,300 CA-46 workers.



CA-46 Industries Employ **376,300** Workers

CA-46 Jobs by Sector and Services Subsector, 2019

Agriculture, Forestry, & Mining	5,320
Construction	32,400
Manufacturing	46,300
Public Administration	10,200
Total Services	282,100
<i>Wholesale Trade</i>	11,400
<i>Retail Trade</i>	40,500
<i>Transportation, Warehousing, & Utilities</i>	17,200
<i>Information</i>	7,090
<i>Finance, Insurance, & Real Estate</i>	18,500
<i>Professional, Scientific, & Management</i>	48,300
<i>Education, Health Care, & Social Assistance</i>	68,300
<i>Arts, Entertainment, Accommodation, & Food</i>	51,400
<i>Other Services</i>	19,400