

California's 41st District

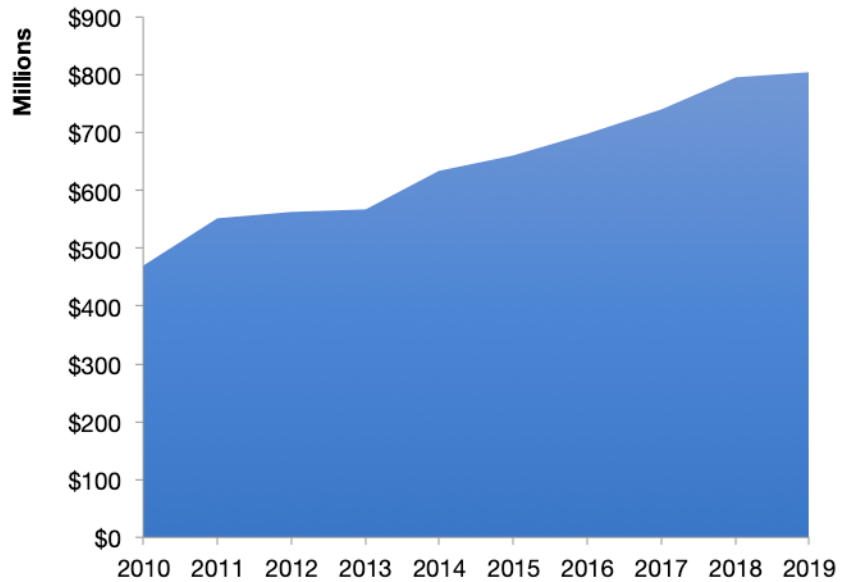
U.S. Services Supply the World

CA-41 has seen a rise in overall services exports since 2010, boosting state economic growth and jobs, and contributing to the overall U.S. services trade surplus of \$289 billion in 2019.

The U.S. services industries are the most competitive and innovative in the world. They provide new economic opportunities and contribute to the successful production of manufacturing and agriculture in the United States and abroad.

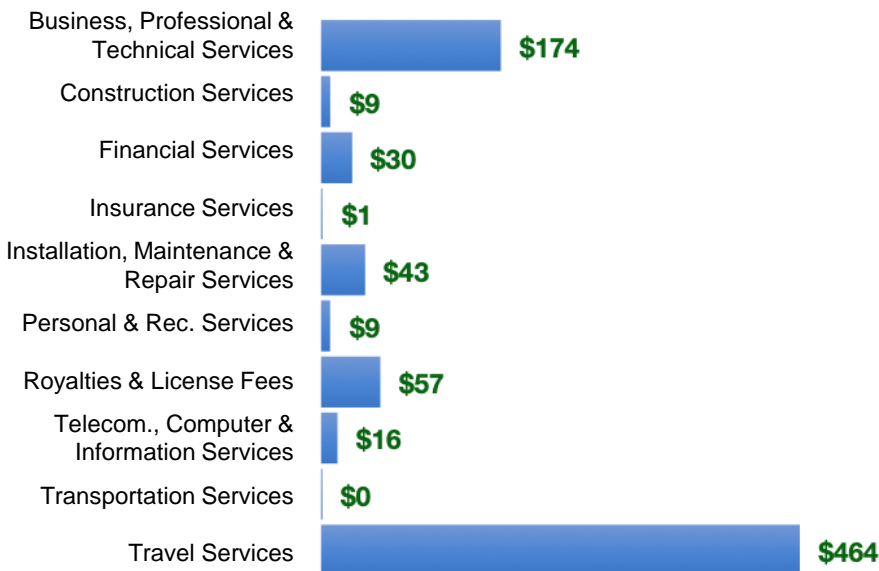
2010	2019
\$470 million	\$804 million

CA-41 Services Exports



CA-41 Services Exports Support 6,840 Jobs

CA-41 Services Exports by Sector, 2019 (\$ millions)



CA-41 Services Exports to Select Countries, 2019

- To China:** \$93 million in services exports supporting **910 jobs**
- To Canada:** \$63 million in services exports supporting **530 jobs**
- To Mexico:** \$44 million in services exports supporting **400 jobs**
- To Korea:** \$26 million in services exports supporting **230 jobs**
- To Japan:** \$36 million in services exports supporting **290 jobs**
- To EU:** \$156 million in services exports supporting **1,230 jobs**
- To UK:** \$61 million in services exports supporting **490 jobs**

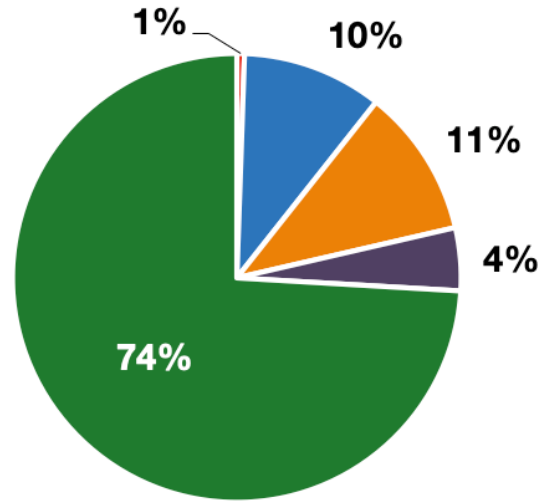
* Sources: National data from the U.S. Bureau of Economic Analysis, state export and jobs data from The Trade Partnership.
Copyright 2021. The Coalition of Services Industries. All rights reserved.

California's 41st District

Services Fuel U.S. Jobs and Growth

Services fuel America's economic growth and jobs, generating more than 77 percent of employment in the United States and 68 percent of GDP. Services are a major component of the manufacturing and agricultural sectors, and they boost the competitiveness of those sectors.

In CA-41, services accounted for 74 percent of all jobs in 2019. The top services sector for employment was educational, health care, and social assistance services, which alone employed 71,700 CA-41 workers.



CA-41 Industries Employ **356,500** Workers

CA-41 Jobs by Sector and Services Subsector, 2019

Agriculture, Forestry, & Mining	1,960
Construction	38,200
Manufacturing	36,100
Public Administration	16,200
Total Services	264,000
<i>Wholesale Trade</i>	12,700
<i>Retail Trade</i>	42,100
<i>Transportation, Warehousing, & Utilities</i>	35,400
<i>Information</i>	3,450
<i>Finance, Insurance, & Real Estate</i>	14,000
<i>Professional, Scientific, & Management</i>	35,700
<i>Education, Health Care, & Social Assistance</i>	71,700
<i>Arts, Entertainment, Accommodation, & Food</i>	31,900
<i>Other Services</i>	17,100