

California's 4th District

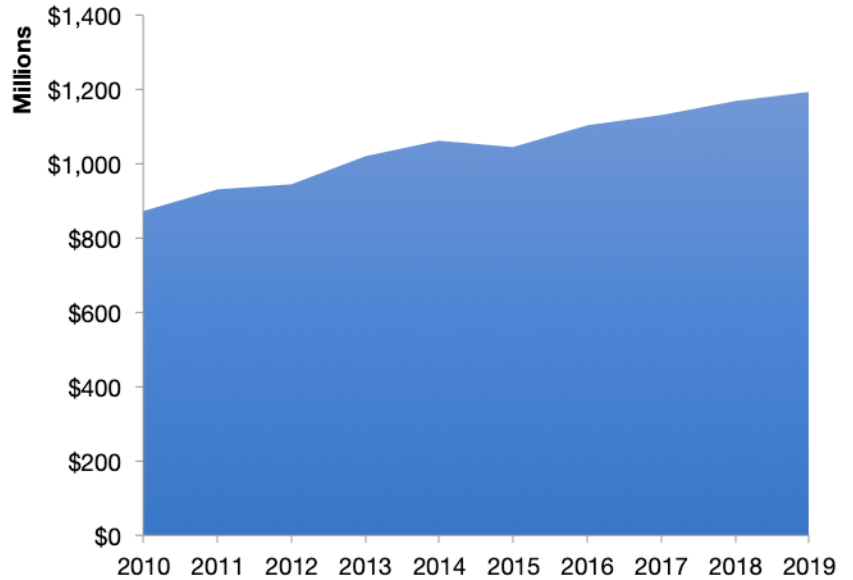
U.S. Services Supply the World

CA-4 has seen a rise in overall services exports since 2010, boosting state economic growth and jobs, and contributing to the overall U.S. services trade surplus of \$289 billion in 2019.

The U.S. services industries are the most competitive and innovative in the world. They provide new economic opportunities and contribute to the successful production of manufacturing and agriculture in the United States and abroad.

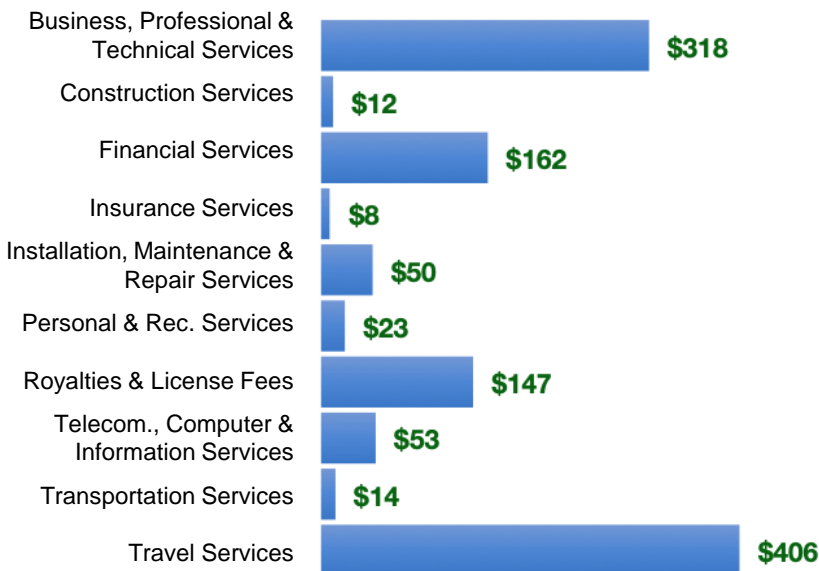
2010	2019
\$871 million	\$1.2 billion

CA-4 Services Exports



CA-4 Services Exports Support 8,520 Jobs

CA-4 Services Exports by Sector, 2019 (\$ millions)



CA-4 Services Exports to Select Countries, 2019

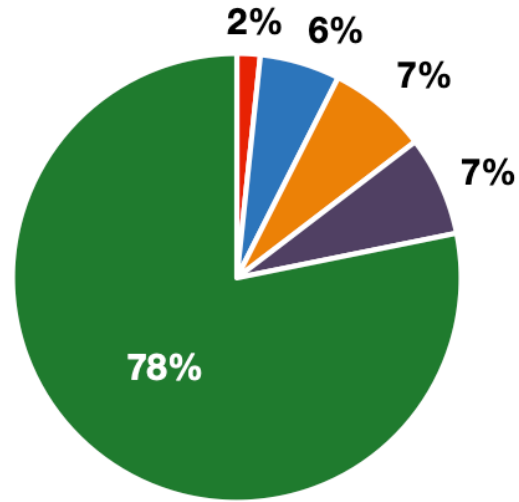
- To China:** \$67 million in services exports supporting 510 jobs
- To Canada:** \$93 million in services exports supporting 690 jobs
- To Mexico:** \$60 million in services exports supporting 510 jobs
- To Korea:** \$30 million in services exports supporting 230 jobs
- To Japan:** \$61 million in services exports supporting 420 jobs
- To EU:** \$292 million in services exports supporting 2,010 jobs
- To UK:** \$111 million in services exports supporting 800 jobs

California's 4th District

Services Fuel U.S. Jobs and Growth

Services fuel America's economic growth and jobs, generating more than 77 percent of employment in the United States and 68 percent of GDP. Services are a major component of the manufacturing and agricultural sectors, and they boost the competitiveness of those sectors.

In CA-4, services accounted for 78 percent of all jobs in 2019. The top services sector for employment was educational, health care, and social assistance services, which alone employed 72,500 CA-4 workers.



CA-4 Industries Employ **343,000** Workers

CA-4 Jobs by Sector and Services Subsector, 2019

Agriculture, Forestry, & Mining	5,760
Construction	24,600
Manufacturing	19,800
Public Administration	24,600
Total Services	268,200
<i>Wholesale Trade</i>	7,290
<i>Retail Trade</i>	37,400
<i>Transportation, Warehousing, & Utilities</i>	17,600
<i>Information</i>	6,040
<i>Finance, Insurance, & Real Estate</i>	25,000
<i>Professional, Scientific, & Management</i>	43,500
<i>Education, Health Care, & Social Assistance</i>	72,500
<i>Arts, Entertainment, Accommodation, & Food</i>	40,900
<i>Other Services</i>	18,000