

California's 37th District

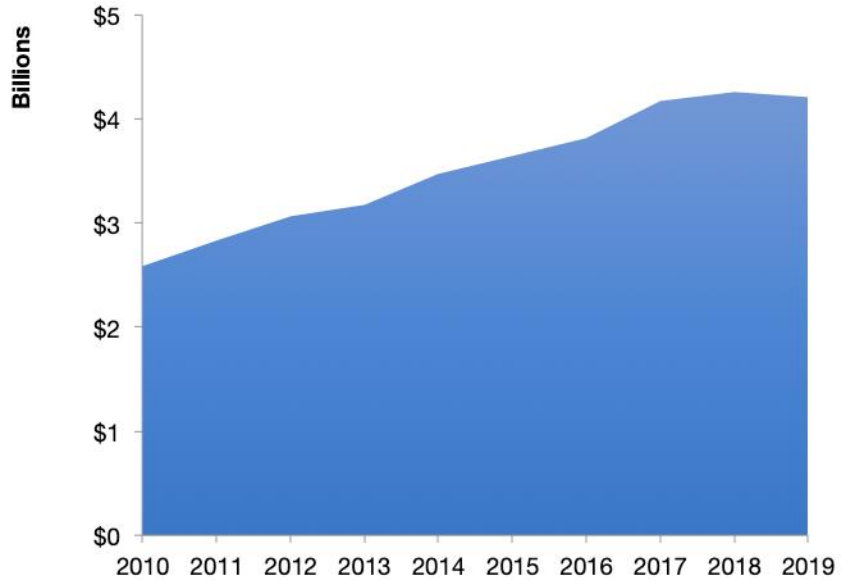
U.S. Services Supply the World

CA-37 has seen a rise in overall services exports since 2010, boosting state economic growth and jobs, and contributing to the overall U.S. services trade surplus of \$289 billion in 2019.

The U.S. services industries are the most competitive and innovative in the world. They provide new economic opportunities and contribute to the successful production of manufacturing and agriculture in the United States and abroad.

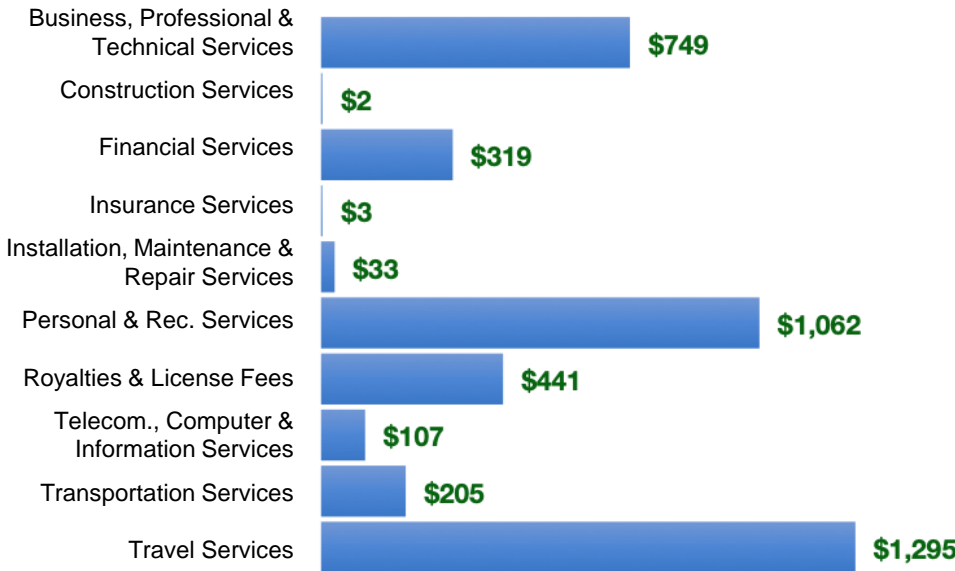
2010	2019
\$2.6 billion	\$4.2 billion

CA-37 Services Exports



CA-37 Services Exports Support 31,200 Jobs

CA-37 Services Exports by Sector, 2019 (\$ millions)



CA-37 Services Exports to Select Countries, 2019

- To China:** \$422 million in services exports supporting 4,640 jobs
- To Canada:** \$342 million in services exports supporting 2,260 jobs
- To Mexico:** \$148 million in services exports supporting 1,110 jobs
- To Korea:** \$121 million in services exports supporting 1,050 jobs
- To Japan:** \$188 million in services exports supporting 1,210 jobs
- To EU:** \$851 million in services exports supporting 5,430 jobs
- To UK:** \$531 million in services exports supporting 3,190 jobs

* Sources: National data from the U.S. Bureau of Economic Analysis, state export and jobs data from The Trade Partnership.
Copyright 2021. The Coalition of Services Industries. All rights reserved.

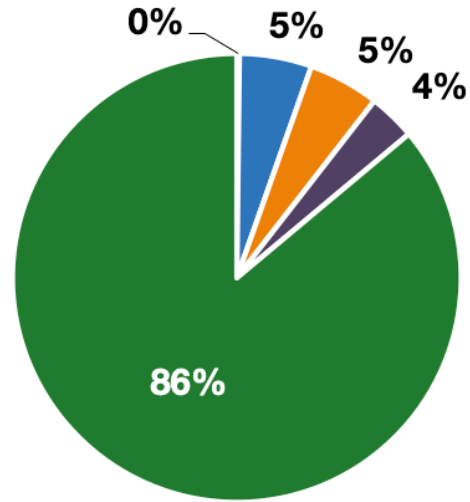
For more information on all fifty states, please visit servicescoalition.org/exports or contact admin@usci.org

California's 37th District

Services Fuel U.S. Jobs and Growth

Services fuel America's economic growth and jobs, generating more than 77 percent of employment in the United States and 68 percent of GDP. Services are a major component of the manufacturing and agricultural sectors, and they boost the competitiveness of those sectors.

In CA-37, services accounted for 86 percent of all jobs in 2019. The top services sector for employment was educational, health care, and social assistance services, which alone employed 86,600 CA-37 workers.



CA-37 Industries Employ **395,900** Workers

CA-37 Jobs by Sector and Services Subsector, 2019

Agriculture, Forestry, & Mining	760
Construction	20,300
Manufacturing	20,600
Public Administration	13,500
Total Services	340,800
<i>Wholesale Trade</i>	9,600
<i>Retail Trade</i>	34,000
<i>Transportation, Warehousing, & Utilities</i>	20,800
<i>Information</i>	24,400
<i>Finance, Insurance, & Real Estate</i>	23,900
<i>Professional, Scientific, & Management</i>	74,200
<i>Education, Health Care, & Social Assistance</i>	86,600
<i>Arts, Entertainment, Accommodation, & Food</i>	45,800
<i>Other Services</i>	21,500