

California's 33rd District

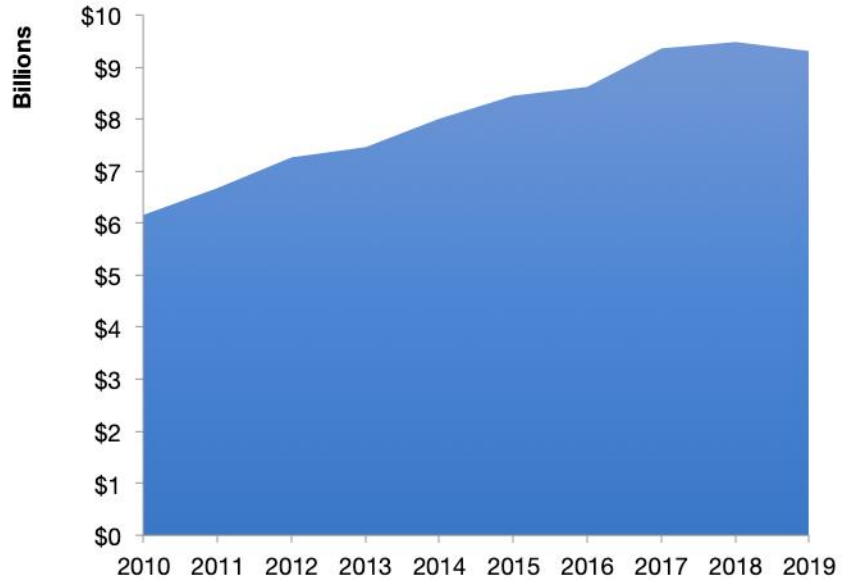
U.S. Services Supply the World

CA-33 has seen a rise in overall services exports since 2010, boosting state economic growth and jobs, and contributing to the overall U.S. services trade surplus of \$289 billion in 2019.

The U.S. services industries are the most competitive and innovative in the world. They provide new economic opportunities and contribute to the successful production of manufacturing and agriculture in the United States and abroad.

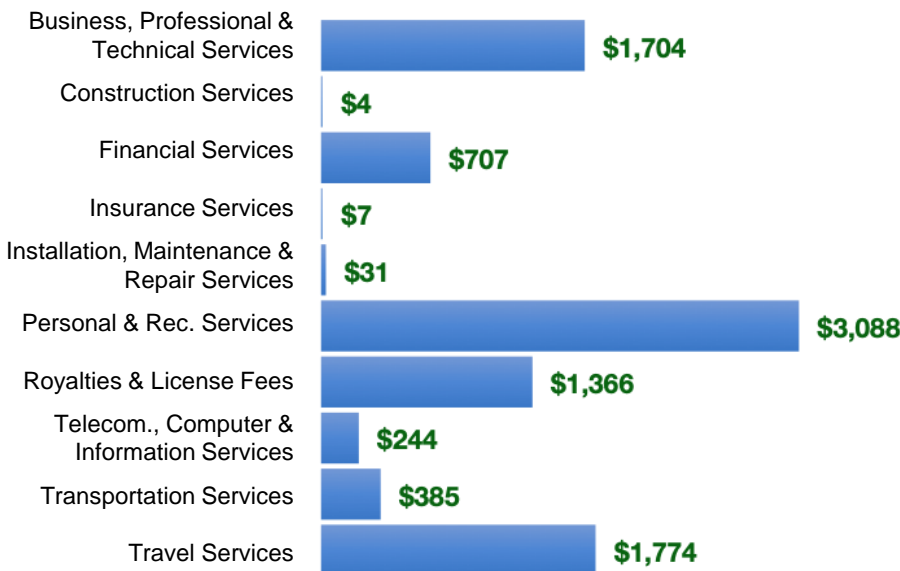
2010	2019
\$6.2 billion	\$9.3 billion

CA-33 Services Exports



CA-33 Services Exports Support 58,800 Jobs

CA-33 Services Exports by Sector, 2019 (\$ millions)



CA-33 Services Exports to Select Countries, 2019

- To China:** \$616 million in services exports supporting 5,130 jobs
- To Canada:** \$810 million in services exports supporting 4,930 jobs
- To Mexico:** \$334 million in services exports supporting 2,330 jobs
- To Korea:** \$233 million in services exports supporting 1,620 jobs
- To Japan:** \$439 million in services exports supporting 2,610 jobs
- To EU:** \$2.1 billion in services exports supporting 12,700 jobs
- To UK:** \$1.4 billion in services exports supporting 8,080 jobs

* Sources: National data from the U.S. Bureau of Economic Analysis, state export and jobs data from The Trade Partnership.
Copyright 2021. The Coalition of Services Industries. All rights reserved.

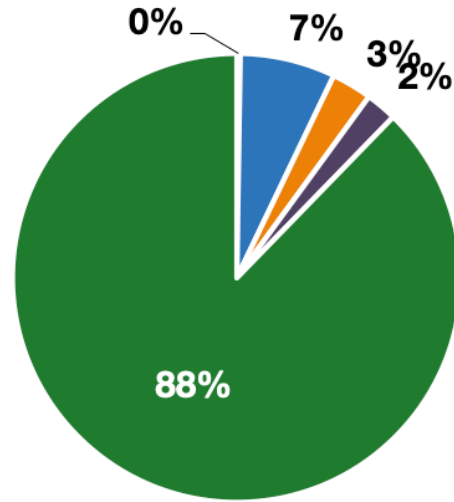
For more information on all fifty states, please visit servicescoalition.org/exports or contact admin@uscis.org

California's 33rd District

Services Fuel U.S. Jobs and Growth

Services fuel America's economic growth and jobs, generating more than 77 percent of employment in the United States and 68 percent of GDP. Services are a major component of the manufacturing and agricultural sectors, and they boost the competitiveness of those sectors.

In CA-33, services accounted for 88 percent of all jobs in 2019. The top services sector for employment was educational, health care, and social assistance services, which alone employed 80,600 CA-33 workers.



CA-33 Industries Employ **361,800** Workers

CA-33 Jobs by Sector and Services Subsector, 2019

Agriculture, Forestry, & Mining	910
Construction	10,500
Manufacturing	24,800
Public Administration	8,130
Total Services	317,400
<i>Wholesale Trade</i>	9,500
<i>Retail Trade</i>	27,000
<i>Transportation, Warehousing, & Utilities</i>	12,100
<i>Information</i>	30,100
<i>Finance, Insurance, & Real Estate</i>	34,600
<i>Professional, Scientific, & Management</i>	73,800
<i>Education, Health Care, & Social Assistance</i>	80,600
<i>Arts, Entertainment, Accommodation, & Food</i>	33,800
<i>Other Services</i>	15,900