

California's 26th District

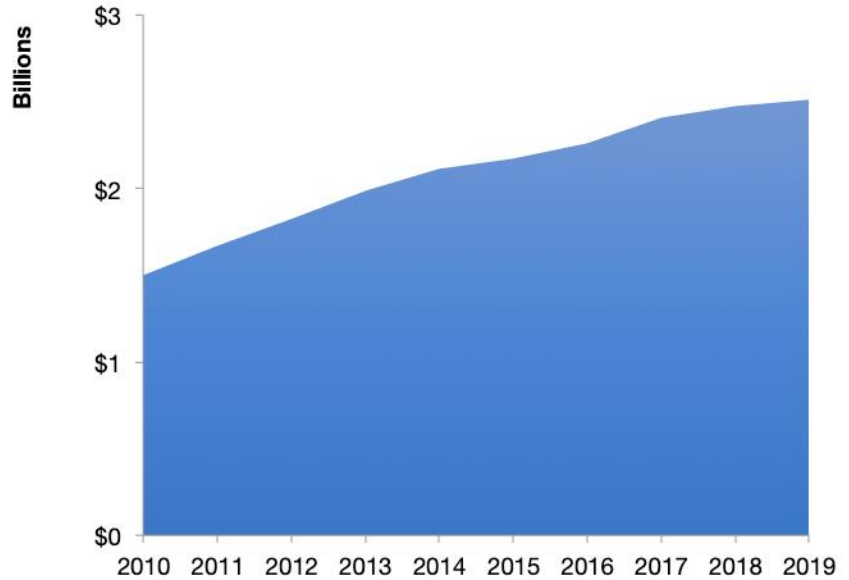
U.S. Services Supply the World

CA-26 has seen a rise in overall services exports since 2010, boosting state economic growth and jobs, and contributing to the overall U.S. services trade surplus of \$289 billion in 2019.

The U.S. services industries are the most competitive and innovative in the world. They provide new economic opportunities and contribute to the successful production of manufacturing and agriculture in the United States and abroad.

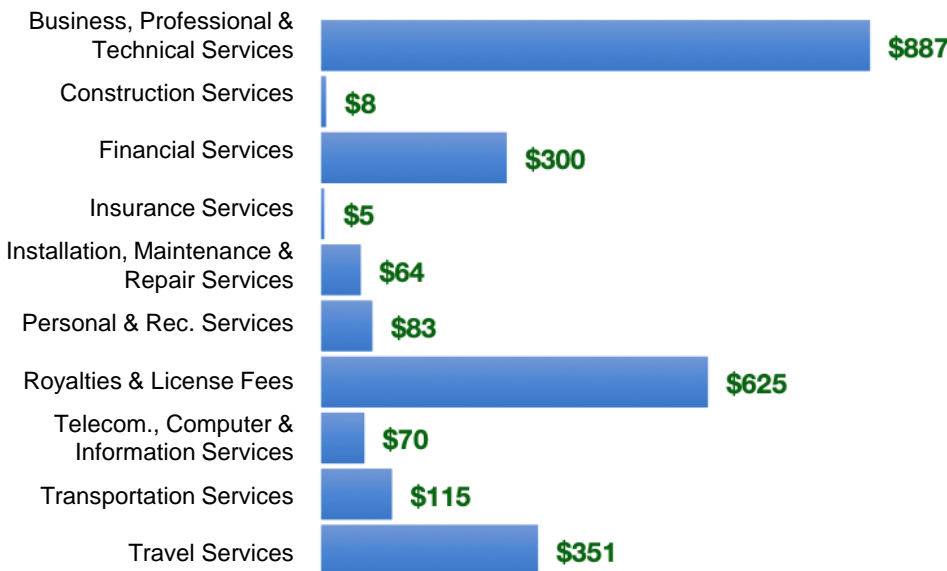
2010	2019
\$1.5 billion	\$2.5 billion

CA-26 Services Exports



CA-26 Services Exports Support 13,900 Jobs

CA-26 Services Exports by Sector, 2019 (\$ millions)



CA-26 Services Exports to Select Countries, 2019

- To China:** \$126 million in services exports supporting 750 jobs
- To Canada:** \$138 million in services exports supporting 870 jobs
- To Mexico:** \$80 million in services exports supporting 560 jobs
- To Korea:** \$83 million in services exports supporting 480 jobs
- To Japan:** \$156 million in services exports supporting 820 jobs
- To EU:** \$722 million in services exports supporting 3,780 jobs
- To UK:** \$192 million in services exports supporting 1,170 jobs

* Sources: National data from the U.S. Bureau of Economic Analysis, state export and jobs data from The Trade Partnership.
Copyright 2021. The Coalition of Services Industries. All rights reserved.

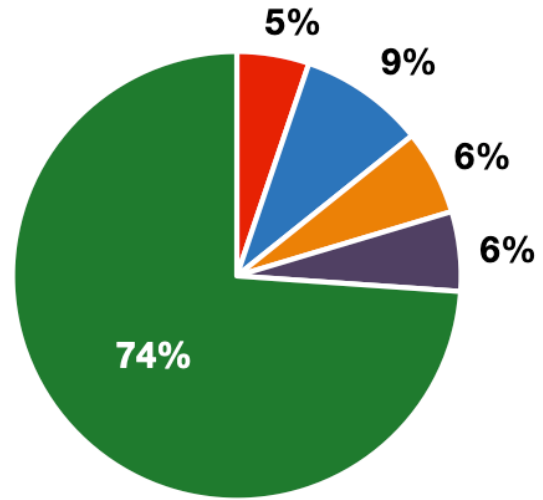
For more information on all fifty states, please visit servicescoalition.org/exports or contact admin@uscisi.org

California's 26th District

Services Fuel U.S. Jobs and Growth

Services fuel America's economic growth and jobs, generating more than 77 percent of employment in the United States and 68 percent of GDP. Services are a major component of the manufacturing and agricultural sectors, and they boost the competitiveness of those sectors.

In CA-26, services accounted for 74 percent of all jobs in 2019. The top services sector for employment was educational, health care, and social assistance services, which alone employed 69,900 CA-26 workers.



CA-26 Industries Employ **354,000** Workers

CA-26 Jobs by Sector and Services Subsector, 2019

Agriculture, Forestry, & Mining	18,500
Construction	21,600
Manufacturing	32,000
Public Administration	20,300
Total Services	261,600
<i>Wholesale Trade</i>	10,300
<i>Retail Trade</i>	36,700
<i>Transportation, Warehousing, & Utilities</i>	14,000
<i>Information</i>	8,150
<i>Finance, Insurance, & Real Estate</i>	22,800
<i>Professional, Scientific, & Management</i>	41,500
<i>Education, Health Care, & Social Assistance</i>	69,900
<i>Arts, Entertainment, Accommodation, & Food</i>	37,400
<i>Other Services</i>	20,800