

## California's 2<sup>nd</sup> District

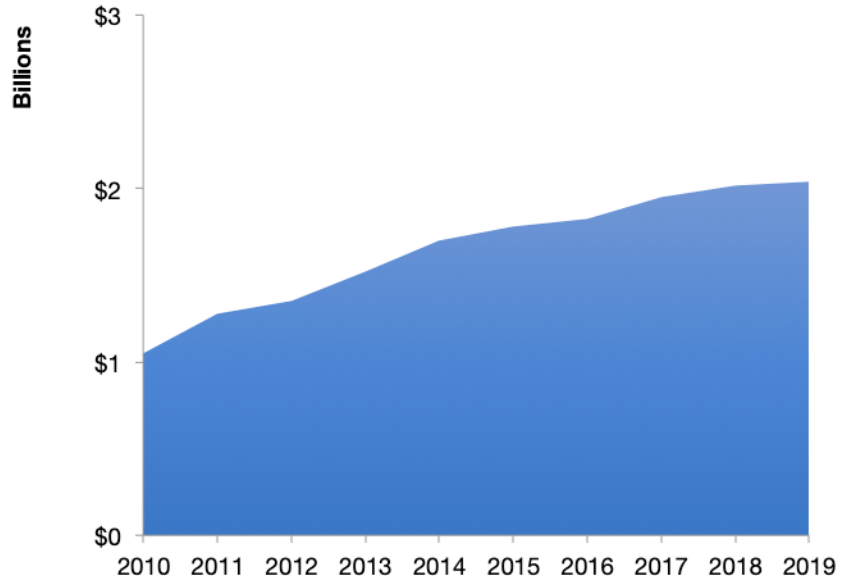
### U.S. Services Supply the World

CA-2 has seen a rise in overall services exports since 2010, boosting state economic growth and jobs, and contributing to the overall U.S. services trade surplus of \$289 billion in 2019.

The U.S. services industries are the most competitive and innovative in the world. They provide new economic opportunities and contribute to the successful production of manufacturing and agriculture in the United States and abroad.

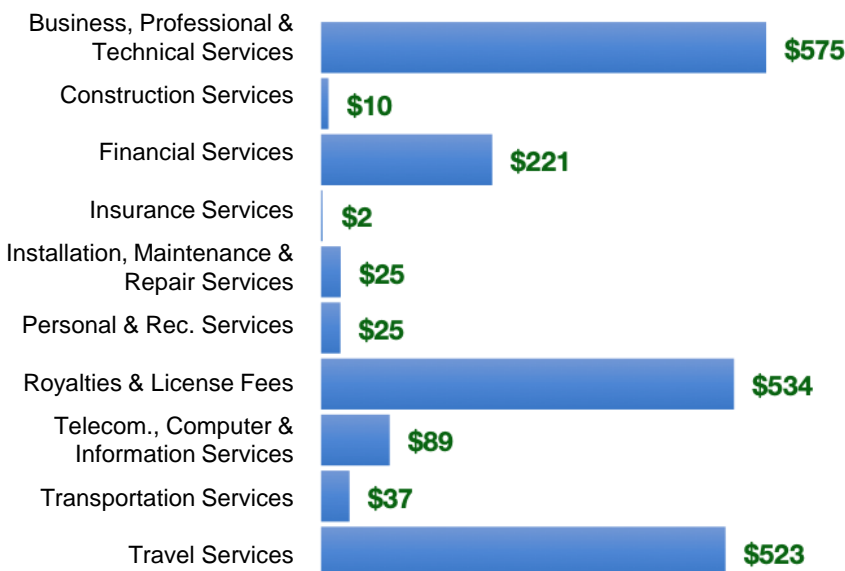
| 2010                 | 2019                 |
|----------------------|----------------------|
| <b>\$1.0 billion</b> | <b>\$2.0 billion</b> |

### CA-2 Services Exports



### CA-2 Services Exports Support 12,300 Jobs

#### CA-2 Services Exports by Sector, 2019 (\$ millions)



#### CA-2 Services Exports to Select Countries, 2019

- To China:** \$105 million in services exports supporting 720 jobs
- To Canada:** \$144 million in services exports supporting 980 jobs
- To Mexico:** \$82 million in services exports supporting 660 jobs
- To Korea:** \$54 million in services exports supporting 340 jobs
- To Japan:** \$116 million in services exports supporting 670 jobs
- To EU:** \$556 million in services exports supporting 3,040 jobs
- To UK:** \$150 million in services exports supporting 990 jobs

\* Sources: National data from the U.S. Bureau of Economic Analysis, state export and jobs data from The Trade Partnership.  
Copyright 2021. The Coalition of Services Industries. All rights reserved.

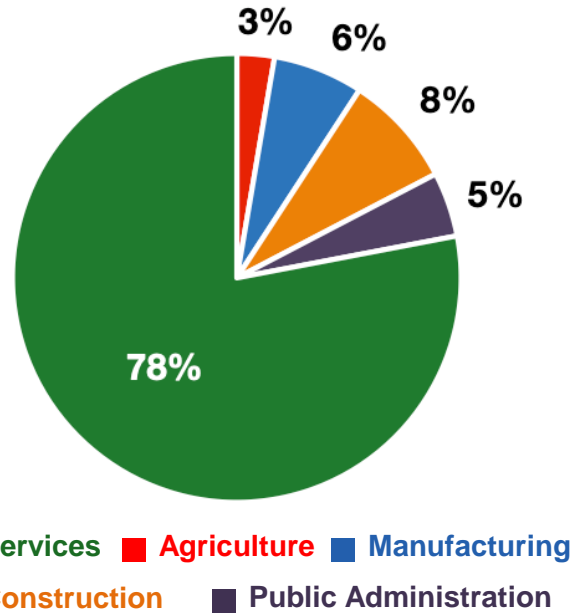
For more information on all fifty states, please visit [servicescoalition.org/exports](https://servicescoalition.org/exports) or contact [admin@uscsi.org](mailto:admin@uscsi.org)

## California's 2<sup>nd</sup> District

### Services Fuel U.S. Jobs and Growth

Services fuel America's economic growth and jobs, generating more than 77 percent of employment in the United States and 68 percent of GDP. Services are a major component of the manufacturing and agricultural sectors, and they boost the competitiveness of those sectors.

In CA-2, services accounted for 78 percent of all jobs in 2019. The top services sector for employment was educational, health care, and social assistance services, which alone employed 74,200 CA-2 workers.



CA-2 Industries Employ **343,900** Workers

### CA-2 Jobs by Sector and Services Subsector, 2019

|  |                |
|--|----------------|
| Agriculture, Forestry, & Mining                        | <b>9,300</b>   |
| Construction   | <b>28,000</b>  |
| Manufacturing  | <b>22,400</b>  |
| Public Administration                                  | <b>16,000</b>  |
| <b>Total Services</b>                                  | <b>268,200</b> |
| <i>Wholesale Trade</i>                                 | 7,870          |
| <i>Retail Trade</i>                                    | 40,400         |
| <i>Transportation, Warehousing, &amp; Utilities</i>    | 10,200         |
| <i>Information</i>                                     | 7,330          |
| <i>Finance, Insurance, &amp; Real Estate</i>           | 23,200         |
| <i>Professional, Scientific, &amp; Management</i>      | 51,900         |
| <i>Education, Health Care, &amp; Social Assistance</i> | 74,200         |
| <i>Arts, Entertainment, Accommodation, &amp; Food</i>  | 38,000         |
| <i>Other Services</i>                                  | 15,100         |