

California's 12th District

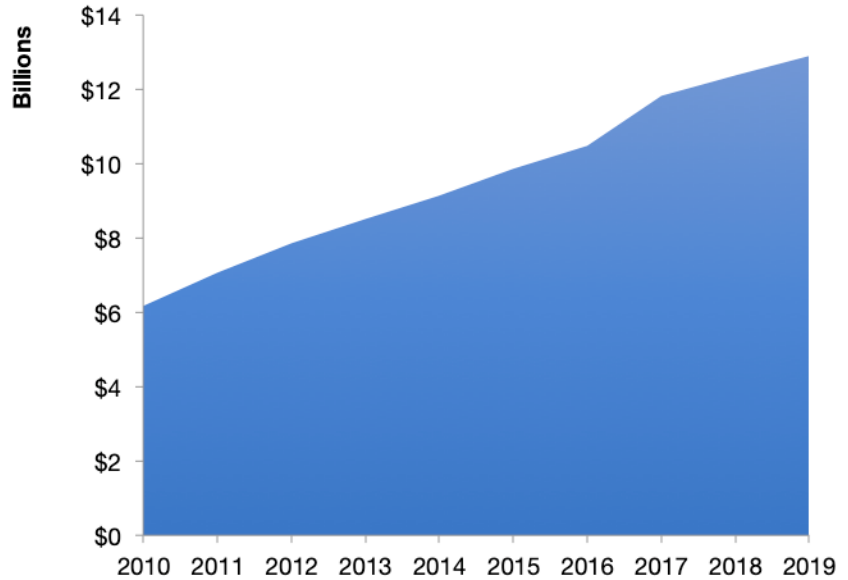
U.S. Services Supply the World

CA-12 has seen a rise in overall services exports since 2010, boosting state economic growth and jobs, and contributing to the overall U.S. services trade surplus of \$289 billion in 2019.

The U.S. services industries are the most competitive and innovative in the world. They provide new economic opportunities and contribute to the successful production of manufacturing and agriculture in the United States and abroad.

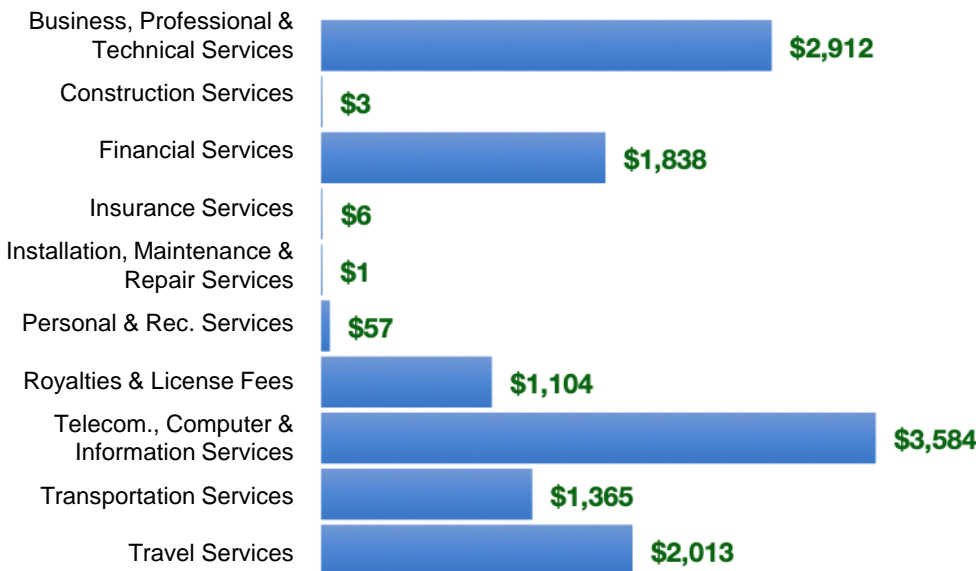
2010	2019
\$6.2 billion	\$12.9 billion

CA-12 Services Exports



CA-12 Services Exports Support 74,700 Jobs

CA-12 Services Exports by Sector, 2019 (\$ millions)



CA-12 Services Exports to Select Countries, 2019

- To China:** \$649 million in services exports supporting 4,230 jobs
- To Canada:** \$1.1 billion in services exports supporting 6,430 jobs
- To Mexico:** \$413 million in services exports supporting 3,040 jobs
- To Korea:** \$672 million in services exports supporting 3,570 jobs
- To Japan:** \$872 million in services exports supporting 4,790 jobs
- To EU:** \$3.2 billion in services exports supporting 17,900 jobs
- To UK:** \$1.1 billion in services exports supporting 6,710 jobs

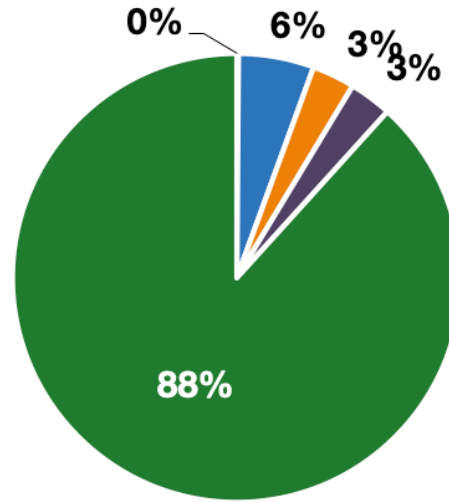
* Sources: National data from the U.S. Bureau of Economic Analysis, state export and jobs data from The Trade Partnership.
Copyright 2021. The Coalition of Services Industries. All rights reserved.

California's 12th District

Services Fuel U.S. Jobs and Growth

Services fuel America's economic growth and jobs, generating more than 77 percent of employment in the United States and 68 percent of GDP. Services are a major component of the manufacturing and agricultural sectors, and they boost the competitiveness of those sectors.

In CA-12, services accounted for 88 percent of all jobs in 2019. The top services sector for employment was professional, scientific, and management, and administrative and waste management services, which alone employed 135,600 CA-12 workers.



CA-12 Industries Employ **481,000** Workers

CA-12 Jobs by Sector and Services Subsector, 2019

Agriculture, Forestry, & Mining	590
Construction	14,800
Manufacturing	26,200
Public Administration	14,800
Total Services	424,700
<i>Wholesale Trade</i>	6,310
<i>Retail Trade</i>	41,000
<i>Transportation, Warehousing, & Utilities</i>	18,700
<i>Information</i>	34,200
<i>Finance, Insurance, & Real Estate</i>	39,100
<i>Professional, Scientific, & Management</i>	135,600
<i>Education, Health Care, & Social Assistance</i>	80,600
<i>Arts, Entertainment, Accommodation, & Food</i>	50,600
<i>Other Services</i>	18,700