

Arizona's 1st District

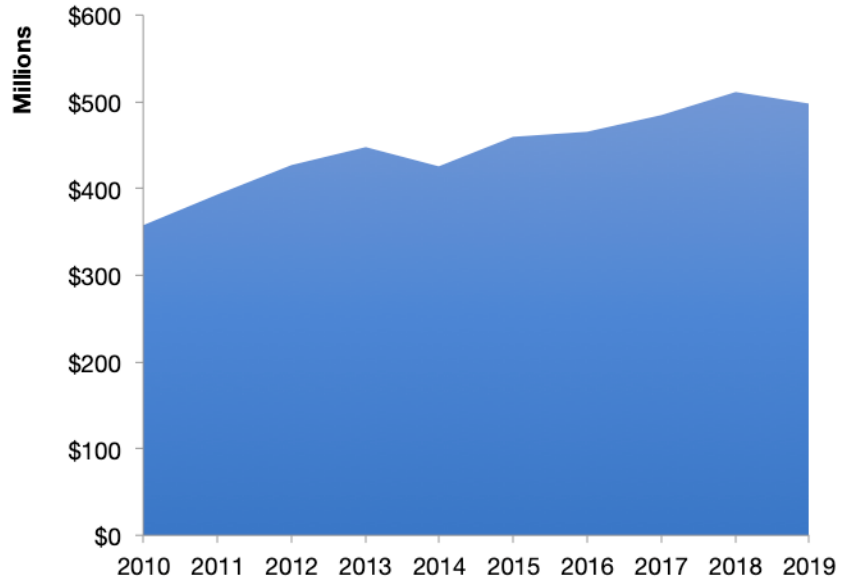
U.S. Services Supply the World

AZ-1 has seen a rise in overall services exports since 2010, boosting state economic growth and jobs, and contributing to the overall U.S. services trade surplus of \$289 billion in 2019.

The U.S. services industries are the most competitive and innovative in the world. They provide new economic opportunities and contribute to the successful production of manufacturing and agriculture in the United States and abroad.

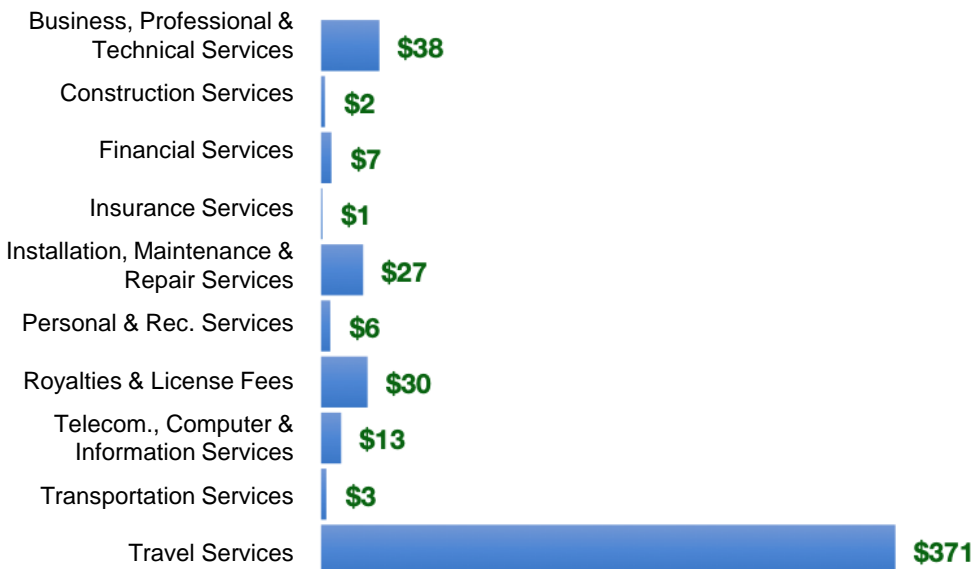
2010	2019
\$357 million	\$498 million

AZ-1 Services Exports



AZ-1 Services Exports Support 4,410 Jobs

AZ-1 Services Exports by Sector, 2019 (\$ millions)



AZ-1 Services Exports to Select Countries, 2019

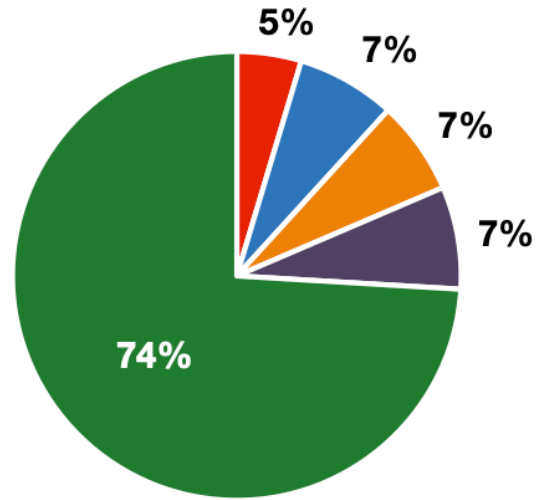
- To China:** \$52 million in services exports supporting 510 jobs
- To Canada:** \$44 million in services exports supporting 390 jobs
- To Mexico:** \$36 million in services exports supporting 340 jobs
- To Korea:** \$17 million in services exports supporting 150 jobs
- To Japan:** \$26 million in services exports supporting 220 jobs
- To EU:** \$89 million in services exports supporting 720 jobs
- To UK:** \$36 million in services exports supporting 310 jobs

Arizona's 1st District

Services Fuel U.S. Jobs and Growth

Services fuel America's economic growth and jobs, generating more than 77 percent of employment in the United States and 68 percent of GDP. Services are a major component of the manufacturing and agricultural sectors, and they boost the competitiveness of those sectors.

In AZ-1, services accounted for 74 percent of all jobs in 2019. The top services sector for employment was educational, health care, and social assistance services, which alone employed 75,700 AZ-1 workers.



AZ-1 Industries Employ **301,400** Workers

AZ-1 Jobs by Sector and Services Subsector, 2019

Agriculture, Forestry, & Mining	14,000
Construction	20,400
Manufacturing	21,500
Public Administration	22,300
Total Services	223,200
<i>Wholesale Trade</i>	3,970
<i>Retail Trade</i>	33,800
<i>Transportation, Warehousing, & Utilities</i>	15,700
<i>Information</i>	3,910
<i>Finance, Insurance, & Real Estate</i>	12,000
<i>Professional, Scientific, & Management</i>	26,000
<i>Education, Health Care, & Social Assistance</i>	75,700
<i>Arts, Entertainment, Accommodation, & Food</i>	39,200
<i>Other Services</i>	12,900